



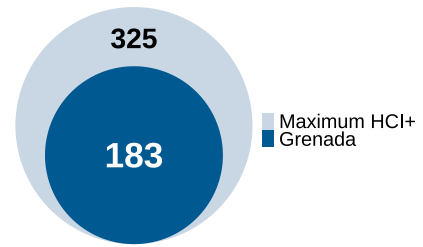
GRENADA

Region: Latin America & Caribbean
Income Category: Upper-middle Income

Human capital - people’s knowledge, skills, and health - drives productivity and growth. The Human Capital Index Plus (HCI+) measures the human capital a child born today can expect to accumulate over their working life, extending the original HCI by incorporating tertiary education and work experience. This brief summarizes **Grenada’s** HCI+ score and its performance in building human capital.

What is Grenada’s HCI+ and what does it mean?

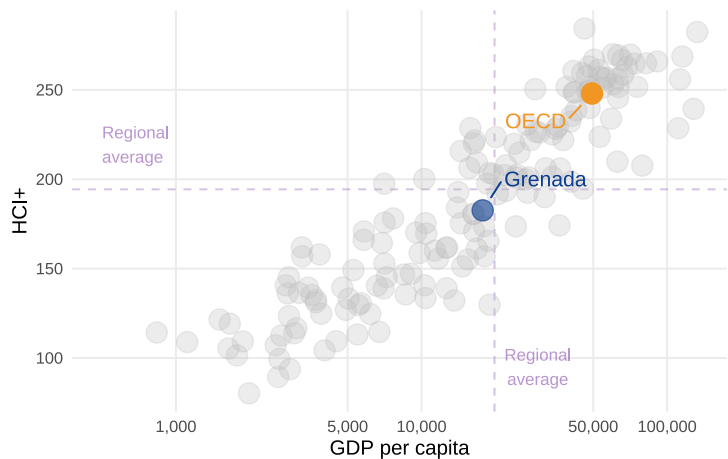
Grenada’s HCI+ score is 183 (out of a maximum of 325), reflecting its investments in health, education, and employment. A 10-point increase in the index would translate into approximately 10 percent higher future income. Closing the current gaps in these areas relative to high-performing countries with similar GDP per capita would boost future income by 61%.



How does Grenada’s HCI+ compare to other countries?

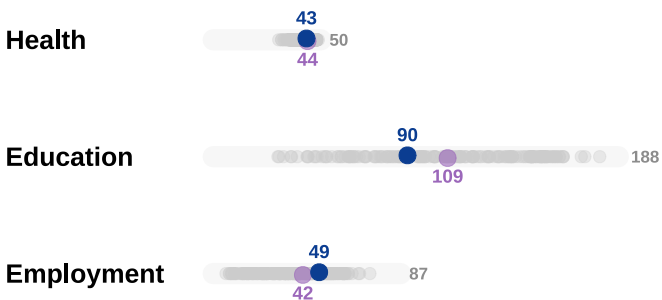
Grenada’s HCI+ is lower than the average for the **Latin America & Caribbean region (194)** and lower than the average for **upper-middle-income countries (204)**.

Grenada’s HCI+ score is also **65 points lower than the OECD average.**



What explains Grenada’s HCI+?

The HCI+ has three components corresponding to health, education, and employment.



The HCI+ score for the **Health pillar is 43**, about the same as the **regional average of 44**.

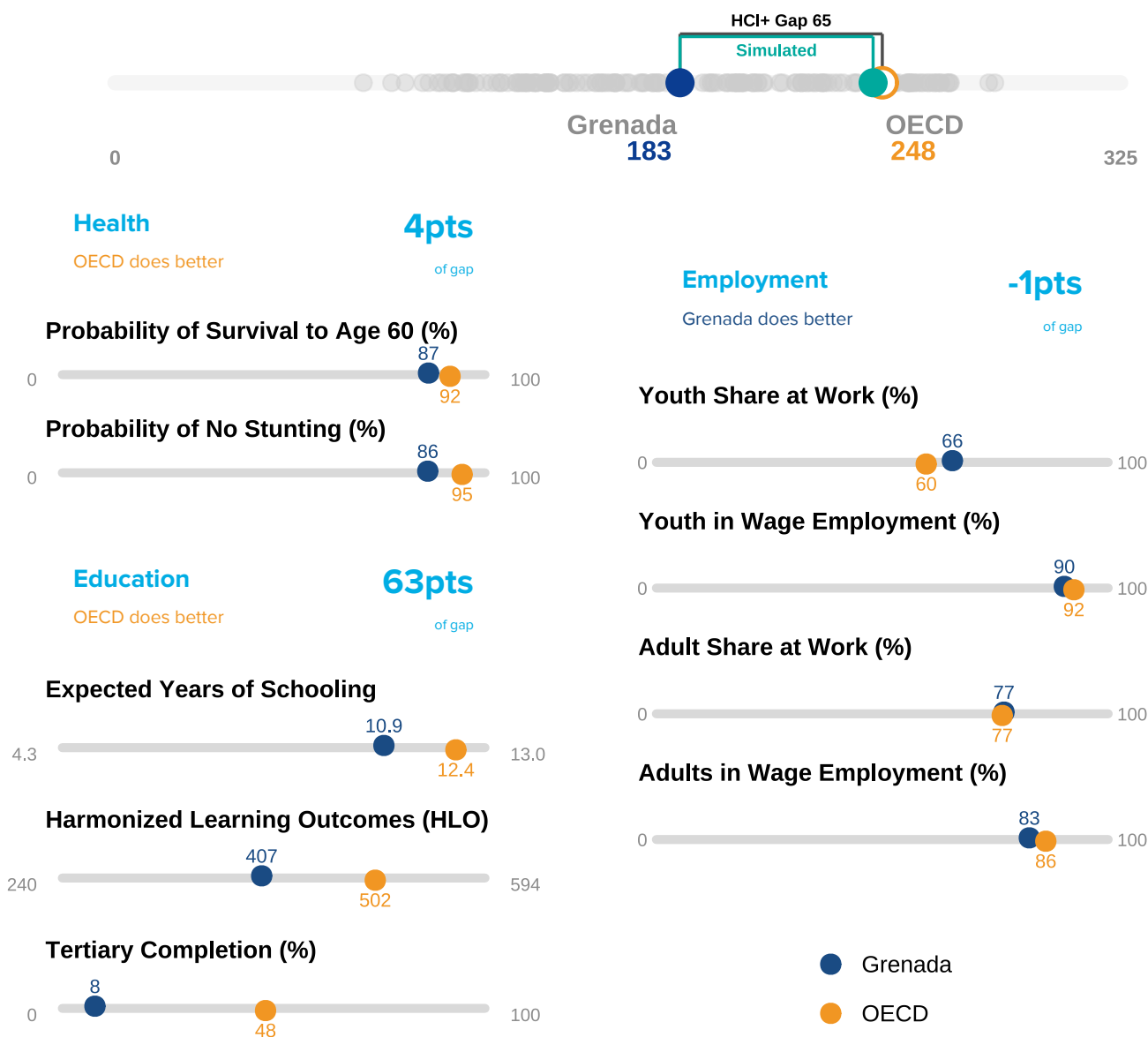
The HCI+ score for the **Education pillar is 90**, lower than the **regional average of 109**.

The HCI+ score for the **Employment pillar is 49**, higher than the **regional average of 42**.



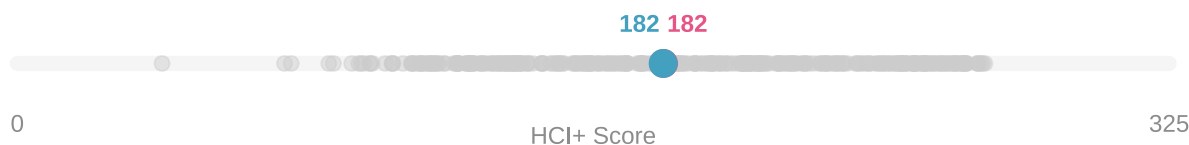
What indicators are responsible for Grenada’s HCI+ gap with OECD?

Grenada’s HCI+ score (183) is lower than the OECD average (248). The indicators that account for the largest share of the HCI+ gap between Grenada and the OECD are **tertiary completion, Harmonized Learning Outcomes (HLO), and expected years of schooling**. Raising these indicators to OECD levels would increase Grenada’s score to 245, boosting future income by approximately 62.4%.



What is Grenada’s HCI+ gender gap?

The HCI+ score for **women in Grenada is 182, the same as for men**. The 0-point gap indicates that women’s earning potential is equal to men’s and that there are no differences in the human capital acquired by men and women in Grenada.



Note: All values are derived from internationally comparable public datasets.

