



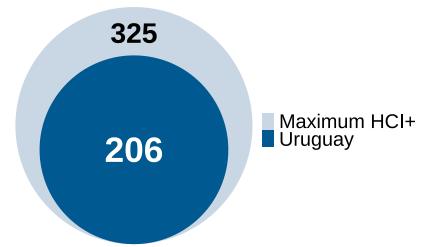
# URUGUAY

Region: Latin America & Caribbean  
Income Category: High Income

**Human capital - people’s knowledge, skills, and health - drives productivity and growth.** The Human Capital Index Plus (HCI+) measures the human capital a child born today can expect to accumulate over their working life, extending the original HCI by incorporating tertiary education and work experience. This brief summarizes **Uruguay’s** HCI+ score and its performance in building human capital.

## What is Uruguay’s HCI+ and what does it mean?

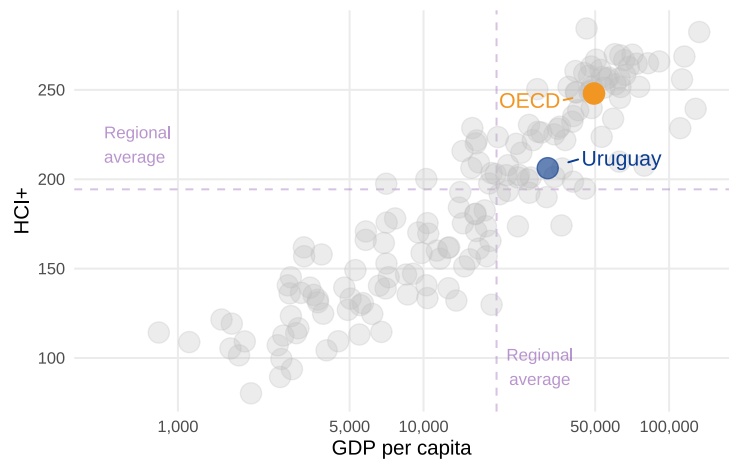
Uruguay’s HCI+ score is **206** (out of a maximum of **325**), reflecting its investments in **health, education, and employment**. A 10-point increase in the index would translate into approximately 10 percent higher future income. Closing the current gaps in these areas relative to high-performing countries with similar GDP per capita would boost future income by 63%.



## How does Uruguay’s HCI+ compare to other countries?

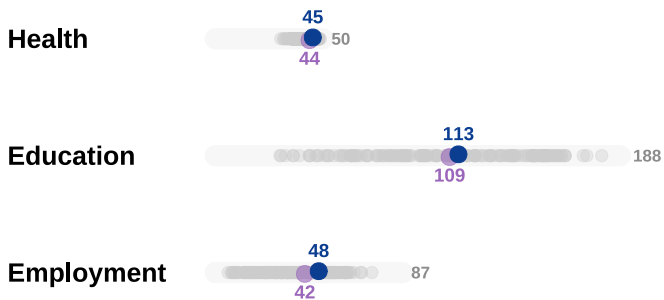
Uruguay’s HCI+ is higher than the average for the **Latin America & Caribbean region (194)** and lower than the average for **high-income countries (254)**.

Uruguay’s HCI+ score is also **42 points lower than the OECD average**.



## What explains Uruguay’s HCI+?

The HCI+ has three components corresponding to health, education, and employment.



The HCI+ score for the **Health pillar is 45**, slightly higher than the **regional average of 44**.

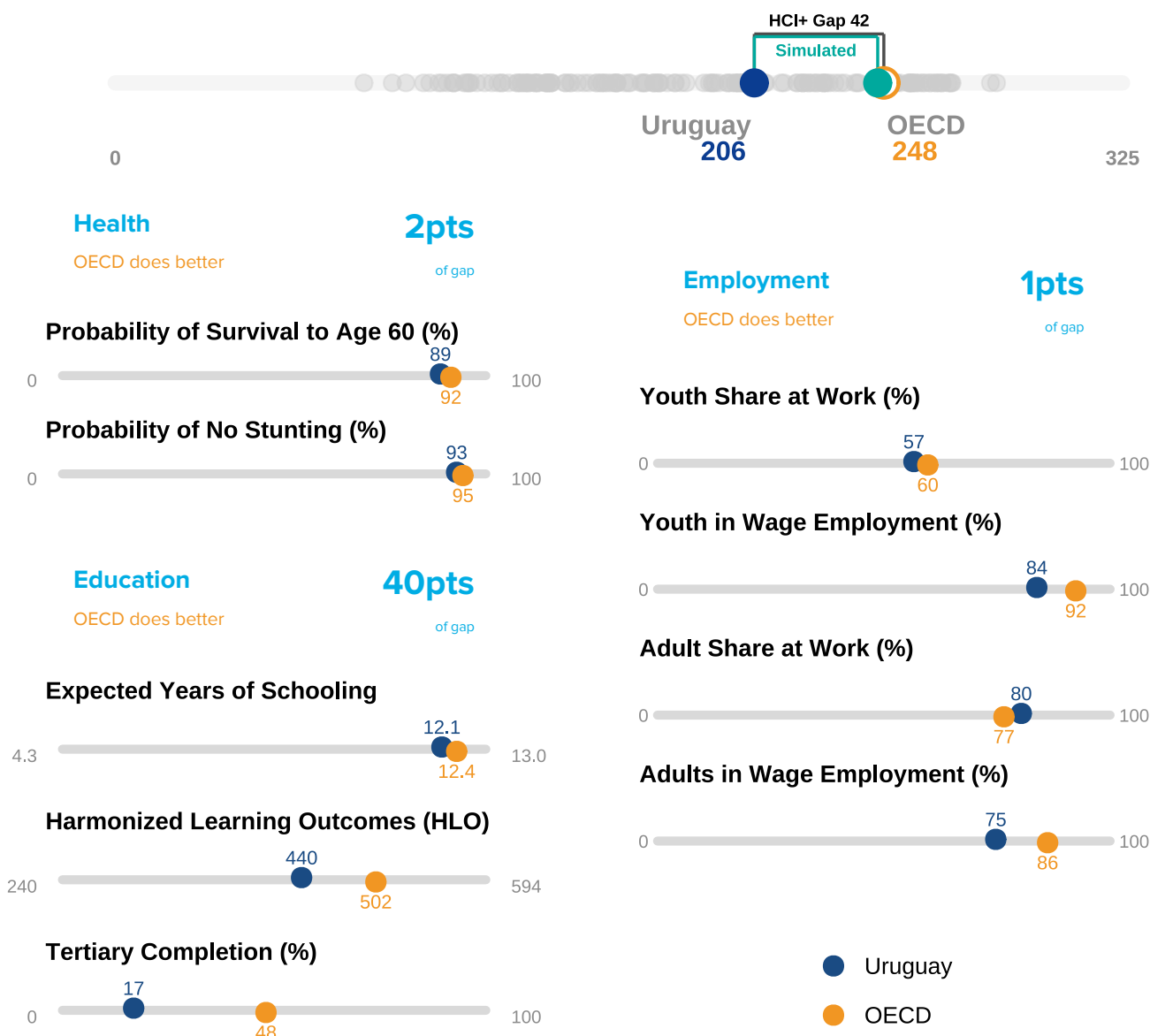
The HCI+ score for the **Education pillar is 113**, slightly higher than the **regional average of 109**.

The HCI+ score for the **Employment pillar is 48**, higher than the **regional average of 42**.



## What indicators are responsible for Uruguay's HCI+ gap with OECD?

Uruguay's HCI+ score (206) is lower than the OECD average (248). The indicators that account for the largest share of the HCI+ gap between Uruguay and the OECD are **tertiary completion, Harmonized Learning Outcomes (HLO), and expected years of schooling**. Raising these indicators to OECD levels would increase Uruguay's score to 246, boosting future income by approximately 39.7%.



## What is Uruguay's HCI+ gender gap?

The HCI+ score for **women in Uruguay is 203** compared to **209 for men**. The 6-point gap indicates that women's earning potential will be 6% lower than men's due to differences in the human capital acquired by men and women in Uruguay.



Note: All values are derived from internationally comparable public datasets.

