



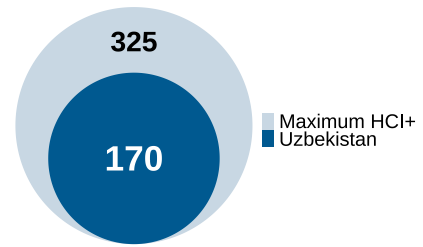
UZBEKISTAN

Region: Europe & Central Asia
Income Category: Lower-middle Income

Human capital - people’s knowledge, skills, and health - drives productivity and growth. The Human Capital Index Plus (HCI+) measures the human capital a child born today can expect to accumulate over their working life, extending the original HCI by incorporating tertiary education and work experience. This brief summarizes **Uzbekistan’s** HCI+ score and its performance in building human capital.

What is Uzbekistan’s HCI+ and what does it mean?

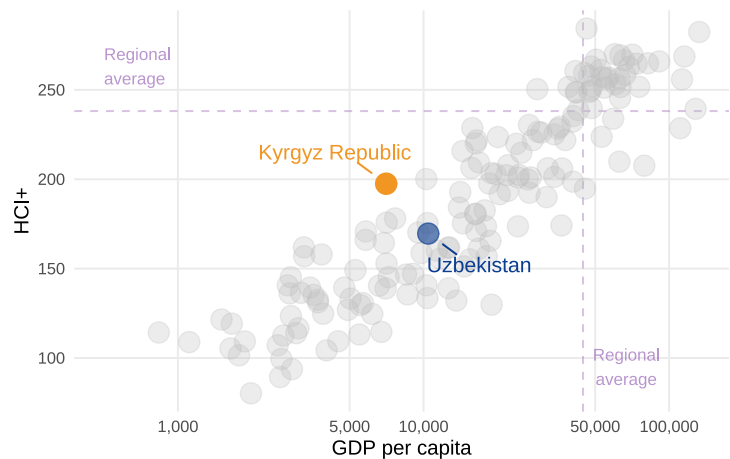
Uzbekistan’s HCI+ score is 170 (out of a maximum of 325), reflecting its investments in health, education, and employment. A 10-point increase in the index would translate into approximately 10 percent higher future income. Closing the current gaps in these areas relative to high-performing countries with similar GDP per capita would boost future income by 48%.



How does Uzbekistan’s HCI+ compare to other countries?

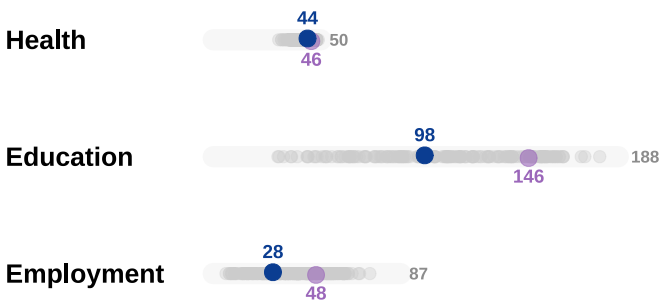
Uzbekistan’s HCI+ is lower than the average for the **Europe & Central Asia region (240)** and higher than the average for **lower-middle-income countries (153)**.

Uzbekistan’s HCI+ score is also **28 points lower than Kyrgyz Republic’s.**



What explains Uzbekistan’s HCI+?

The HCI+ has three components corresponding to health, education, and employment.



The HCI+ score for the **Health pillar is 44**, slightly lower than the **regional average of 46**.

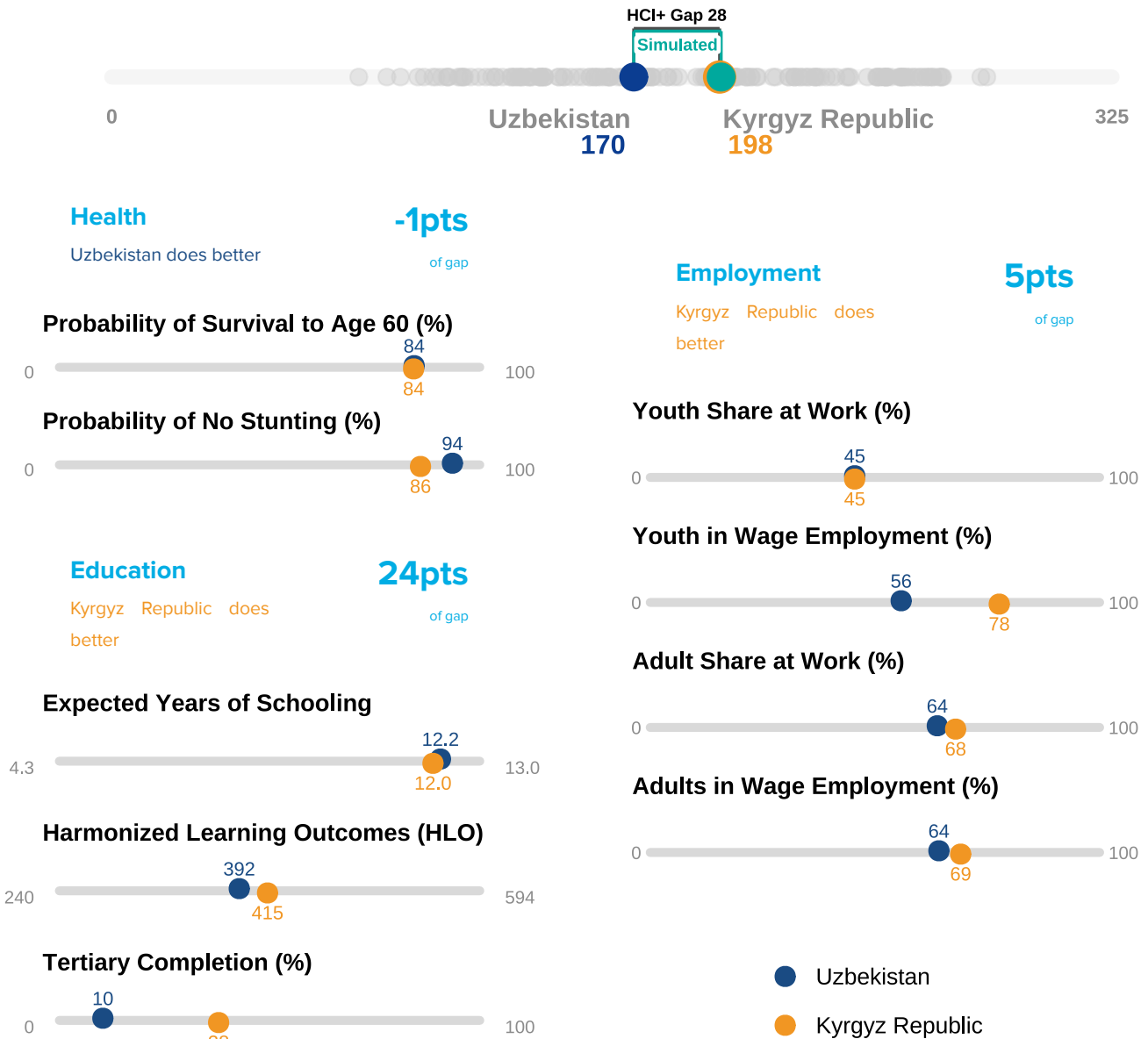
The HCI+ score for the **Education pillar is 98**, lower than the **regional average of 146**.

The HCI+ score for the **Employment pillar is 28**, lower than the **regional average of 48**.



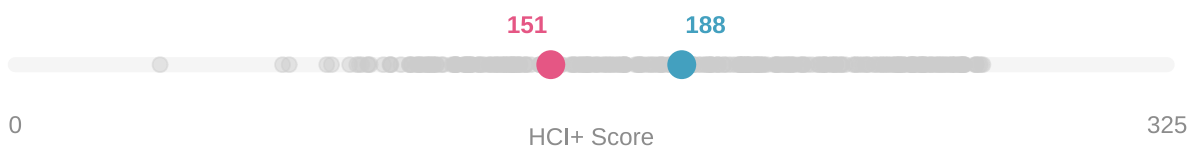
What indicators are responsible for Uzbekistan’s HCI+ gap with Kyrgyz Republic?

Uzbekistan’s HCI+ score (170) is lower than **Kyrgyz Republic’s (198)**. The indicators that account for the largest share of the HCI+ gap between Uzbekistan and Kyrgyz Republic are **tertiary completion, Harmonized Learning Outcomes (HLO), and adult share at work**. Raising these indicators to Kyrgyz Republic’s levels would increase Uzbekistan’s score to **198**, boosting future income by approximately 28.5%.



What is Uzbekistan’s HCI+ gender gap?

The HCI+ score for **women in Uzbekistan is 151** compared to **188 for men**. The 37-point gap indicates that women’s earning potential will be 37% lower than men’s due to differences in the human capital acquired by men and women in Uzbekistan.



Note: All values are derived from internationally comparable public datasets.

