

THE WORLD BANK
IMPACT REPORT 2020

Project- by-Project Reporting














This page intentionally left blank

PROJECT-BY-PROJECT REPORTING

Sustainable Development Bonds

Results + Committed & Allocated Amounts for Projects Approved and Disbursing in FY20

	Agriculture, Fishing & Forestry	56
	Education.....	58
	Energy & Extractives.....	60
	Financial Sector.....	62
	Health	64
	Industry, Trade & Services	70
	Information & Communications Technology	72
	Public Administration	74
	Social Protection.....	84
	Transportation	88
	Water, Sanitation & Waste Management	90






Notes:

Results should be read in conjunction with the Resources section, which describes the reporting approach.

The net proceeds from the sale of any World Bank bonds are not committed or earmarked for the lending to, or financing of, any particular projects, programs or activities. Returns on World Bank bonds are not linked to the performance of any particular projects, programs or activities.



Agriculture, Fishing & Forestry

#	Link to More Information	Project Name (Number I Year/s Loans Approved) and Description	Country	Project Life ^{/a}
1		Agricultural Productivity Program for Southern Africa - Angola & Lesotho (P164486 I FY19) : increase the availability of improved agricultural technologies in participating countries in the Southern Africa Development Community (SADC) region.	Eastern Africa	25
2		Odisha Integrated Irrigation Project for Climate Resilient Agriculture (P163533 I FY20) : intensify and diversify agricultural production, and enhance climate resilience in selected districts of Odisha.	India	20
3		Integrated Project for Source Sustainability and Climate Resilient Rain-fed Agriculture in Himachal Pradesh (P165129 I FY20) : improve upstream watershed management and increase agricultural water productivity in selected Gram Panchayats in Himachal Pradesh.	India	20
4		Second Rural Economic Development Initiative (REDI II) Project (P166279 I FY20) : enhance access to markets and to Climate Resilient Approaches for targeted beneficiaries.	Jamaica	30
5		Saramacca Canal System Rehabilitation Project (P165973 I FY19) : reduce flood risk for the people and assets in the greater Paramaribo area and improve the operation of the Saramacca Canal System. The project includes a Contingency Emergency Response Component that was activated to respond to the rapidly evolving COVID-19 emergency and to prepare the national health system to restrain the spread of the virus in the country.	Suriname	36



Green Bond Impact Report



COVID-19 Project





Fragile & Conflict-Affected Situations

Target Results ^{/b}	Committed US\$ mil ^{/c}	IBRD share ^{/d}	Allocated US\$ mil ^{/e}	SDGs ^{/f}
<ul style="list-style-type: none"> 100 technologies made available to farmers and other end users. 30 technologies generated or promoted by the Project in one participating country, that are released in another participating country. 50,000 farmers reached with agricultural assets or services. 50 technologies generated. 3 research centers rehabilitated or equipped. 	25.0	50%	0.1	SDG 9 SDG 2
<ul style="list-style-type: none"> 28,800 farmers adopting improved agricultural technology. 20% increase in productivity of selected agricultural commodities supported by the project produced by female beneficiaries. 72,805 ha provided with new/improved irrigation or drainage services. 200 government staff trained through project support. 30% increase in farm area using less water demanding crops. 	165.0	70%	0.7	SDG 2 SDG 6 SDG 9
<ul style="list-style-type: none"> 12,000 ha under sustainable landscape management practices. 200 ha of new farm area brought under higher efficiency irrigation through project support in targeted Gram Panchayats in Himachal Pradesh. 50% of participating farmers adopting climate smart agriculture practices. 5 reforms recommended by institutional assessments that are implemented. 20,000 farmers reached with agricultural assets or services. 10,000 farmers adopting improved agricultural technology. 1,500 ha provided with new/improved irrigation or drainage services. 	80.0	80%	1.8	SDG 2 SDG 6 SDG 9
<ul style="list-style-type: none"> 100% of 200 participating rural enterprises accessed new markets. 210 targeted beneficiaries reached with project-supported climate resilient approaches. 80% of participating rural enterprises operating on or above their business plan projections. 4,300 jobs directly created by the project. 9,000 participants from rural enterprises taking part in capacity development activities. 40% participants from rural enterprises taking part in Climate Resilient Approches training. 30% participants from rural enterprises taking part in market access training. 	40.0	95%	0.1	SDG 17 SDG 2 SDG 9
<ul style="list-style-type: none"> Risk-based maintenance system introduced for the drainage of the Saramacca Canal System. 57,000 people benefitted from reduced flood risk for a 10-year return period. Engineering design completed to improve the Saramacca Canal's capacity to discharge water into the Suriname and Saramacca Rivers. Guidelines and operational procedures updated for managing flood control and navigation of the Saramacca Canal drainage system. 13 hospitals supplied with protective gear to fight the COVID-19 pandemic. 	35.0	100%	1.6	SDG 6 SDG 2 SDG 13







Agriculture, Fishing & Forestry

#	Link to More Information	Project Name (Number Year/s Loans Approved) and Description	Country	Project Life ^{/a}
6		Irrigation Modernization (P158418 FY19): improve irrigation delivery, through rehabilitation and modernization of distribution infrastructure in selected schemes, and through strengthening of capacity of Water Users Associations.	Turkey	30
7		Accelerating Private Investment in Agriculture Program (P166941 FY19): alleviate select constraints to increased participation of the private sector, in particular SMEs, in agricultural input and output markets of Ukraine.	Ukraine	23



Education

#	Link to More Information	Project Name (Number Year/s Loans Approved) and Description	Country	Project Life ^{/a}
8		Improving Inclusion in Secondary and Higher Education (P168911 FY19): reduce dropout rates in basic and higher education among the most vulnerable and strengthen the Borrower's education evaluation systems.	Argentina	39
9		Innovation, Inclusion and Quality (P168481 FY19): expand access to preschool education and improve the quality of education and learning environments.	Georgia	39
10		Realizing Education's Promise: Support to Indonesia's Ministry of Religious Affairs for Improved Quality of Education Project (P168076 FY19): improve the management of primary and secondary education services under the Ministry of Religious Affairs.	Indonesia	21
11		Education Support Program (P167619 FY19): establish an enabling environment for quality Early Childhood Education service delivery, support improved teaching practices in primary and secondary education, and strengthen management capacity and accountability along the education service delivery chain in the program areas.	Morocco	30



Green Bond Impact Report



COVID-19 Project








Fragile & Conflict-Affected Situations


Target Results ^{/b}	Committed US\$ mil ^{/c}	IBRD share ^{/d}	Allocated US\$ mil ^{/e}	SDGs ^{/f}
<ul style="list-style-type: none"> 50,764 ha provided with new/improved irrigation or drainage services. 17,312 users provided with improved irrigation service. 15,911 tCO₂ eq. emissions avoided annually. 15% increase in irrigation efficiency. 1,521 km of modernized irrigation network. 80% of grievances addressed within stipulated timeframe. 	252.0	99%	10.9	SDG 9 SDG 6 SDG 2
<ul style="list-style-type: none"> 60% of state support funds allocated to agricultural SMEs. 60% of food businesses newly registered as exporters of food from animal origins are SMEs. 50% of ultimate Program beneficiaries are women. 85% of Program received improved service provisions. 	200.0	15%	0.5	SDG 2 SDG 15 SDG 17


Target Results ^{/b}	Committed US\$ mil ^{/c}	IBRD share ^{/d}	Allocated US\$ mil ^{/e}	SDGs ^{/f}
<ul style="list-style-type: none"> Dropout rate of ASISTIRE (early dropout prevention program) in schools in selected provinces reduced to 9%. Vulnerable youth remaining in higher education for the first two years increased to 17%. Academic certification system for basic education students implemented. 3 large-scale primary/secondary learning assessments completed. 	341.0	100%	60.9	SDG 4 SDG 8 SDG 13
<ul style="list-style-type: none"> 92% of 5 to 6-year old children enrolled in School Readiness Programs. 116,000 beneficiary students with access to improved learning environments in project-supported schools. 265,647 students benefiting from direct interventions to enhance learning. 3 large-scale primary/secondary learning assessments completed. 60 rehabilitated general education schools. 	102.7	80%	0.6	SDG 4 SDG 9 SDG 17
<ul style="list-style-type: none"> 40% increase in school-based National Education Standards achievement. 12,000 peer learning groups with improved access to in-service training materials. 150,000 teachers and education personnel trained. 4th grade test materials revised and validated. 	250.0	99%	4.3	SDG 4 SDG 17
<ul style="list-style-type: none"> 150 classrooms for which data on quality of Early Childhood Education environment is collected and published by Regional Academies for Education and Training. Established criteria and approval process for existing preprimary educator's professional development programs. 20,000 pre-school educators completed an in-service training program approved by the Ministry of Education. 30% in-service teachers receive and access personalized professional development opportunities, 30% receive face-to-face teacher training and 30% benefit from distance learning. 1,010,742 additional children age 4 and 5 enrolled in pre-primary education. 60% parent participation in the development and implementation of school improvement projects. 	500.0	100%	173.4	SDG 4 SDG 17 SDG 1




Energy & Extractives

#	Link to More Information	Project Name (Number Year/s Loans Approved) and Description	Country	Project Life ^{1a}
12		Renewable Energy and Battery Storage Promotion Project (P163679 FY19): promote the integration and use of renewable energy through the deployment of battery storage systems and innovative applications of renewable energy.	China	36
13		Network Reinforcement and Access Project (P166170 FY19): improve the reliability of electricity supply and increase access to electricity services in targeted areas.	Eswatini	35
14		Energy Supply Reliability and Financial Recovery (P169117 FY19): increase electricity supply reliability in the western part of Georgia, achieve the financial viability of Georgian State Electrosystem, and help it access long-term commercial financing.	Georgia	39
15		Basra Electricity Dissemination and Development Project (P162454 FY19): improve the reliability and operational and commercial efficiency of electricity services in the selected project areas.	Iraq	19
16		Energy Sector Improvement Project (P168273 FY19): strengthen Tunisia's electricity transmission system and improve Tunisian Company of Electricity and Gas commercial performance.	Tunisia	40

 Green Bond Impact Report








 COVID-19 Project

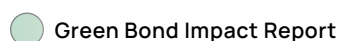
 Fragile & Conflict-Affected Situations

Target Results ^{/b}	Committed US\$ mil ^{/c}	IBRD share ^{/d}	Allocated US\$ mil ^{/e}	SDGs ^{/f}
<ul style="list-style-type: none"> 300 GWh increase in renewable energy absorption by the grids. 235 MW of installed capacity of Distributed Renewable Energy. 1,100 GWh of renewable energy produced by innovative applications. 800,000 tCO₂ eq. reduced annually. 	300.0	40%	12.1	SDG 7 SDG 17
<ul style="list-style-type: none"> 116,000 kVA of increased capacity to transfer power to targeted areas. 25% increase in households using electricity services in targeted areas. Annual power outages in HV/MV network at Hluthi and Nhlango decreased to 738. 87 km of transmission lines constructed. 159,892 people provided with new or improved electricity service. 4 transmission substations constructed or expanded. 20 distribution feeders or lines constructed or rehabilitated. Technical loss in targeted areas reduced by 3%. 	40.0	89%	0.1	SDG 3 SDG 7 SDG 17
<ul style="list-style-type: none"> Number of end-user outages caused by failures of 500 kV Overhead Lines in the western part of Georgia decreased to zero. Average annual duration of end-user outages decreased to 0 minutes in the western part of Georgia. Georgian State Electrosystem rehabilitation regime ended. US\$100,000,000 of long-term commercial financing mobilized. Cash deficit of Georgian State Electrosystem reduced to US\$0 . 	70.7	41%	0.2	SDG 9 SDG 17 SDG 1
<ul style="list-style-type: none"> 50% increase in the efficiency of Transmission and Distribution Network infrastructure. 15% reduction in technical losses. 1,720,000 kVA of new substations capacity constructed in the South Electricity Transmission Network Reinforcement component and 750,000 kVA in the SED Network Reconstruction and Reinforcement and Electricity Sales Revenue Management Improvement component. 2,000,000 people provided with new or improved electricity service. 20% increase in women-owned businesses reporting increased income due to improved electricity services. 20% increase in jobs. 	200.0	100%	0.5	SDG 7 SDG 9 SDG 17
<ul style="list-style-type: none"> Cash recovery index increased to 92%. Transmission capacity along the South-North corridor increased to 3,090 MW. 100% of high and medium voltage customers provided with a smart meter. 284 km of transmission lines constructed. 3 substations constructed and/or reinforced. Bill collection of private customers increased to 99%. 	151.0	100%	25.4	SDG 7 SDG 17

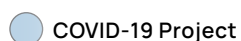


Financial Sector

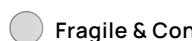
#	Link to More Information	Project Name (Number Year/s Loans Approved) and Description	Country	Project Life ^{1a}
17		Growth and Inclusion DPF (P166564 FY20): achieve more sustainable and inclusive growth, through a macro-financial and institutional environment that is conducive to private-sector led growth; and financial and social inclusion.	Angola	40
18		Catalyzing Entrepreneurship for Job Creation (P162835 FY19): foster job creation and improve other economic opportunities for targeted beneficiaries.	Egypt, Arab Republic of	40
19		First Financial Sector Reform Development Policy Financing (P170940 FY20): support financial sector reforms that will assist the Government of Indonesia in achieving a deep, efficient and resilient financial sector.	Indonesia	19
20		COVID-19 Financial Access DPF (P172863 FY20): contribute to the government's efforts to support liquidity in the financial sector, and establish instruments for improved financial access.	Mexico	19
21		OECS MSME Guarantee Facility Project (P157715 FY18): facilitate additional financial intermediation for MSMEs by supporting the establishment of a regional partial guarantee corporation.	OECS Countries	25
22		First Economic Management Development Policy Loan (P169505 FY20): improve the enabling conditions for more resilient, private sector-led growth; promote economic growth that is more environmentally sustainable and resilient to climate-induced shocks; and increase resilience through more efficient and accountable management of public resources.	Paraguay	40
23		Competitiveness and Sector Diversification (P166187 FY20): support sector governance improvements and increase competitiveness in targeted industries in Suriname.	Suriname	36



Green Bond Impact Report



COVID-19 Project









Fragile & Conflict-Affected Situations

Target Results ^{/b}	Committed US\$ mil ^{/c}	IBRD share ^{/d}	Allocated US\$ mil ^{/e}	SDGs ^{/f}
<ul style="list-style-type: none"> 4 quarterly fiscal accounts published per calendar year, with lags no longer than 45 days for each quarter. 90% of total deposit accounts insured by a Deposit Guarantee Fund. Government transfers to State-owned Enterprises (operational subsidies, capital transfers) as a share of GDP decreased to 2%. Implementation of new fuel pricing: implementation of utility tariff setting mechanism in line with revenue requirement. FDI (Foreign Direct Investment) inflows (non-oil sector) as a share of GDP increased to 1%. 800,000 poor households registered and receiving cash transfers in the Cadastro Único. 	500.0	100%	500.0	SDG 10 SDG 1 SDG 2
<ul style="list-style-type: none"> 85,200 entrepreneurs receiving financing through the project. 100,000 jobs created. US\$89,000,000 of risk capital mobilized by private sector entities for innovative startups and high-growth SMEs. 	200.0	100%	32.9	SDG 2 SDG 9 SDG 17
<ul style="list-style-type: none"> Adults stating distance is the foremost barrier to opening a transaction account reduced to 10%. Short-term investments (cash, bank deposits) in pension fund portfolios reduced to 16%. 400 financial product marketing violations detected annually. 40 payment service providers facilitating Quick Response payments. 75 commercial banks complying with sustainable finance practices. Pooling fund utilized in disaster response. 	600.0	100%	300.0	SDG 9 SDG 17 SDG 1
<ul style="list-style-type: none"> 1,200,000 minors ages 15 to 17 that own a bank account. 100% of licensed Electronic Payment Funds Institutions in compliance with transparency and disclosure rules on contracts. 60% of women benefitting from state development banks' financial access programs. 100% of schools incorporating financial education in their official curriculum. 	1000.0	100%	2.5	SDG 9 SDG 3 SDG 8
<ul style="list-style-type: none"> 400 guaranteed loans. US\$10,000,000 of outstanding guaranteed loans. 45 loan officers trained in MSME credit assessment. 400 MSMEs receiving guaranteed loans. 30% of guarantees issued to women owned or managed MSMEs. 	2.0	17%	0.8	SDG 3 SDG 9 SDG 17
<ul style="list-style-type: none"> Average number of days to register a business decreased to 18. Average time for customs clearance decreased to 132 hours. Data on land use change is publicly available in online data portals. US\$5 million of loans extended for commercial forest plantations. Report on risks of money laundering from tax evasion is completed. 	200.0	100%	200.0	SDG 15 SDG 1 SDG 2
<ul style="list-style-type: none"> 50% of mining concessions subject to formal inspections following good international practice. 15% increase in revenue of SMEs benefitting from project support. 14 regulatory or policy reforms adopted to strengthen governance and competitiveness in targeted industries. 160 SMEs benefitting from capacity upgrading support. A system for transparent assessment and collection of revenues from the mining sector established. 	23.0	100%	0.1	SDG 2 SDG 17 SDG 1



Health

#	Link to More Information	Project Name (Number Year/s Loans Approved) and Description	Country	Project Life ^{/a}
24		COVID-19 Emergency Response Project (P173767 FY20): strengthen preparedness and response efforts against the COVID-19 pandemic and national systems for public health preparedness in Argentina.	Argentina	39
25		COVID-19 Emergency Response Project (P173773 FY20): prevent and respond to the threat posed by COVID-19 and strengthen national systems for public health preparedness.	Ecuador	39
26		COVID-19 Emergency Response Project (P173883 FY20): prevent, detect and respond to the threat posed by COVID-19 and strengthen national systems for public health preparedness in Eswatini.	Eswatini	35
27		COVID-19 Strategic Preparedness and Response Project (P173927 FY20): prevent, detect and respond to the threat posed by COVID-19 and strengthen national systems for public health preparedness in Gabon.	Gabon	13
28		Tamil Nadu Health System Reform Program (P166373 FY19): improve quality of care, strengthen management of non-communicable diseases and injuries and reduce inequities in reproductive and child health services in Tamil Nadu.	India	40
29		Andhra Pradesh Health Systems Strengthening Project (P167581 FY19): improve the quality and responsiveness of public health services and increase access to an expanded package of primary health services.	India	36



Green Bond Impact Report



COVID-19 Project









Fragile & Conflict-Affected Situations

Target Results ^{/b}	Committed US\$ mil ^{/c}	IBRD share ^{/d}	Allocated US\$ mil ^{/e}	SDGs ^{/f}
<ul style="list-style-type: none"> 90% of suspected cases of COVID-19 reported and investigated per approved protocols. 90% of diagnosed cases treated per approved protocols. 80% of acute healthcare facilities with increased isolation capacity. 19 laboratories conducting COVID-19 sample testing. 90% of public hospitals with Intensive Care Units strengthened. 80% of public hospitals with Intensive Care Units received training according to approved protocols. 90% of participating hospitals provided with personal protective equipment and infection control products and supplies. 	35.0	100%	15.8	SDG 3 SDG 17
<ul style="list-style-type: none"> 80% of prioritized ICU units fully equipped and operational. 10 public health campaign audiovisual materials developed and disseminated. 80% of ICU beds in prioritized ICU units fully equipped and operational. 	20.0	100%	10.1	SDG 3 SDG 1 SDG 5
<ul style="list-style-type: none"> 95% of reported suspected cases that are tested according to national guidelines. 14 public hospitals with COVID-19 triage capacity. M&E system established to monitor the COVID-19 preparedness and response plan. 4,410 additional health staff trained in COVID-19 infection prevention and control per Ministry of Health-approved protocols. 3 hospital with fully equipped ICU beds. 	6.0	100%	3.9	SDG 3 SDG 17
<ul style="list-style-type: none"> 5 designated laboratories with COVID-19 diagnostic equipment, test kits, and reagents. 60% of suspected COVID-19 cases reported and investigated per approved protocol. 70% of diagnosed cases treated per approved protocol. 80% of health staff equipped with appropriate PPE for infection prevention and control per Ministry of Health-approved protocols. 60,000 suspected COVID-19 cases tested per Ministry of Health-approved protocols at the 5 designated laboratories equipped to conduct COVID-19 diagnosis. M&E system established to monitor COVID-19 preparedness and response plan. 	9.0	100%	6.2	SDG 3
<ul style="list-style-type: none"> 3,600,000 children immunized. Antenatal Care increased to 41% and fully immunization increased to 70% to support utilization of reproductive and child health services. 	287.0	5%	52.7	SDG 3 SDG 2 SDG 4
<ul style="list-style-type: none"> 5% increase in the average patient reported experience score. 2% increase in patients at risk of hypertension and diabetes diagnosed and managed as per protocol at the Subcenter or Primary Health Center. 11 districts with at least 90% of pregnant women receiving full ante-natal care. 1,400 health facilities with an operational integrated online patient management system. 6% increase in the percentage of patients accessing their individual Electronic Medical Records. 67% of the adult population screened and stratified by risk as per clinical protocols for hypertension and diabetes. 	328.0	10%	31.6	SDG 3 SDG 9 SDG 6



Health

#	Link to More Information	Project Name (Number Year/s Loans Approved) and Description	Country	Project Life ^{/a}
30		Program Towards Elimination of Tuberculosis (P167523 FY19): improve the coverage and quality of TB control interventions in the private and public sector in targeted states of India.	India	24
31		COVID-19 Emergency Response and Health Systems Preparedness Project (P173836 FY20): prevent, detect and respond to the threat posed by COVID-19 and strengthen national health systems for preparedness in India.	India	24
32		Investing in Nutrition and Early Years (P164686 FY18): increase simultaneous utilization of nutrition interventions by 1,000-day households in priority districts.	Indonesia	20
33		COVID-19 Emergency Response Project (P173994 FY20): improve the availability of selected essential, life-saving medical equipment for COVID-19 response.	Iran, Islamic Republic of	16
34		COVID-19 Emergency Response (P173972 FY20): prevent, detect and respond to the threat posed by COVID-19 and strengthen the national health system for public health preparedness.	Jordan	40
35		COVID-19 Emergency Response and Health System Preparedness Project (P173799 FY20): strengthen Mongolia's capacity to prevent and respond to the COVID-19 outbreak and strengthen national systems for public health preparedness.	Mongolia	35



Green Bond Impact Report



COVID-19 Project








Fragile & Conflict-Affected Situations

Target Results ^{/b}	Committed US\$ mil ^{/c}	IBRD share ^{/d}	Allocated US\$ mil ^{/e}	SDGs ^{/f}
<ul style="list-style-type: none"> 800,000 private notifications in targeted states annually. 77% and 60% of tuberculosis patients notified by, respectively, public and private providers receiving 1st Nikshay Poshan Yojana payment in targeted states annually. 56% increase in beneficiaries receiving financial support through Direct Benefit Transfer in targeted states. 	400.0	30%	41.0	SDG 3 SDG 17 SDG 1
<ul style="list-style-type: none"> 70% of district hospitals with isolation capacity. Government activated their One Health coordination mechanism for COVID-19. 70% of district health centers/district hospitals with personal protective equipment and infection control products and supplies, without stock-outs in preceding two weeks. 70% of states with sufficient COVID-19 testing capacity within 4 weeks of project implementation. 70% of states issuing school closures with state-level distance learning strategies for primary and secondary school students. 80% of district hospital doctors and nurses who are trained on WHO standards of clinical treatment for COVID-19 within 8 weeks of project implementation. 70% of states with Emerging Infectious Disease Contingency Plans in place with dedicated budget. 	1000.0	100%	502.5	SDG 3 SDG 9 SDG 17
<ul style="list-style-type: none"> 308 commitments of Priority District leaders to accelerate stunting prevention. The districts' performance in targeting priority nutrition interventions increased to 77%. 300 Priority Districts delivery of nutrition-sensitive professional development program for Early Childhood Education and Development Teachers. 308 villages empowered to identify 1,000-day households and converge intervention delivery. 90% of beneficiaries receiving food assistance program (BNPT) in Priority Districts. 	400.0	2%	32.4	SDG 3 SDG 2 SDG 10
<ul style="list-style-type: none"> 100% of selected health facilities provided with essential life-saving medical equipment for COVID-19 response. 	50.0*	100%	51.4*	SDG 3
<ul style="list-style-type: none"> 32 hospitals that comply with COVID-19 case management per WHO protocol. 1,500 health and non-health staff trained in infection and prevention control per Ministry of Health-approved protocols. 2 newly renovated health facilities fully equipped with medical equipment and commodities for COVID-19. M&E system established to monitor COVID-19 preparedness and response plan. 	20.0	100%	5.9	SDG 3 SDG 17
<ul style="list-style-type: none"> 5 designated laboratories with COVID-19/SARI (Severe acute respiratory infection) diagnostic capacities established per Ministry of Health guidelines. 100% of priority population vaccinated, based on the targets defined in national plan. 20 mass media messages disseminated on COVID-19. 200 ventilators provided to hospitals. 80% of provincial and district general hospitals with personal protective equipment and infection control products and supplies, without stock-outs in preceding two weeks. 500 health staff trained in infection prevention and control per Ministry of Health-approved protocols. 	13.8	51%	0.0	SDG 3 SDG 2 SDG 17



Health

#	Link to More Information	Project Name (Number Year/s Loans Approved) and Description	Country	Project Life ^{/a}
36		Public Health Sector Strengthening (P167996 FY19) : strengthen the public primary health care micro-networks and expand access to quality primary health care services for the population covered by the Ministry of Public Health and Social Welfare.	Paraguay	40
37		COVID-19 Emergency Response Project (P173805 FY20) : strengthen the national health system for emergency preparedness and response to the COVID-19 pandemic in the Republic of Paraguay.	Paraguay	40
38		Integrated Health Networks (P163255 FY19) : improve the resolute capacity and quality of public First-Level Health Services in Lima Metropolitan Area and Prioritized Regions; and increase the capacity of the Single Health Information System and the public sector's pharmaceutical products and medical supplies provision system.	Peru	17
39		COVID-19 Emergency Response and Health Systems Preparedness Project (P173867 FY20) : prevent, detect and respond to the threat posed by COVID-19 and strengthen national systems for public health preparedness in Sri Lanka.	Sri Lanka	35
40		COVID-19 Response Project (P173945 FY20) : improve COVID-19 detection and infection control in Tunisia by increasing the availability of COVID-19 equipment and supplies.	Tunisia	18



Green Bond Impact Report








COVID-19 Project





Fragile & Conflict-Affected Situations


Target Results ^{/b}	Committed US\$ mil ^{/c}	IBRD share ^{/d}	Allocated US\$ mil ^{/e}	SDGs ^{/f}
<ul style="list-style-type: none"> 40% of the population covered by the Ministry of Public Health and Social Welfare with access to Primary Health Care through the Family Health Care Center. 152 new Family Health Care Centers built. 2,500 health staff trained. 9 Clinical Practice Guidelines revised. 60% of municipalities implementing social accountability actions. Health Information System for medicine stock control developed. 19,115 people who have received essential health, nutrition, and population services. 	115.0	100%	0.3	SDG 3 SDG 2 SDG 10
<ul style="list-style-type: none"> 70% of suspected cases of COVID-19 reported and investigated per approved protocols. 70% of public hospitals reequipped to apply response plans per Ministry of Public Health and Social Welfare Guidelines. 80% of public hospitals equipped with personal protective equipment and infection control products and supplies. 28 ambulances delivered and operative. 	20.0	100%	0.1	SDG 3 SDG 17
<ul style="list-style-type: none"> 100% of RIS (Integrated Health Network) that offer an expanded range of health services in Lima Metropolitan Area and prioritized regions. MINSA (Ministry of Health) is able to trace pharmaceutical products in real time throughout the reception, storage and distribution processes in Lima Metropolitan Area and prioritized regions. 51 modules and components of the Single Health Information System are developed, integrated and operational. 8 clinical practice guidelines for the most relevant chronic and non-communicable diseases approved and published through an online or mobile application. 3 MINSA data center locations operational. 60% of IPRESS (Health Facility) in Lima Metropolitan Area that evidence optimal availability of essential medicines. 	125.0	79%	1.0	SDG 3 SDG 9
<ul style="list-style-type: none"> Emergency Operations Centre for COVID-19 and pandemic responses established. 17 additional designated laboratories with COVID-19 diagnostic equipment, test kits, and reagents. 6 Infectious Disease Hospitals with isolation facilities established. 1,000 health staff trained in infection prevention and control per Ministry of Health-approved protocols. Guidelines to engage private health facilities in supporting pandemic response defined. 2,000,000 beneficiaries provided with cash and in-kind transfers in response to COVID-19. 11,000 women utilizing gender-based violence services through the Mithuru Piyasas. 	35.0	27%	0.1	SDG 3 SDG 1 SDG 9
<ul style="list-style-type: none"> 228 health facilities and laboratories provided with personal protective equipment. 600,000 tests conducted for COVID-19 using Polymerase Chain Reaction machines. 	20.0*	100%	20.5*	SDG 3 SDG 17

Industry, Trade & Services

#	Link to More Information	Project Name (Number I Year/s Loans Approved) and Description	Country	Project Life ^{/a}
41		Ceara Rural Sustainable Development and Competitiveness Phase II (P167455 I FY20) : enhance access to markets and access to water and sanitation, adopting climate resilient approaches, by targeted beneficiaries in selected areas of the State of Ceará.	Brazil	30
42		State of Maharashtra's Agribusiness and Rural Transformation Project (P168310 I FY20) : support the development of inclusive and competitive agriculture value chains, focusing on smallholder farmers and agri-entrepreneurs in Maharashtra.	India	20
43		Competitive Agriculture Project (P167634 I FY20) : improve agri-food market linkages for targeted beneficiaries.	Serbia	15
44		Accelerating Innovation and Growth Entrepreneurship (P170185 I FY20) : improve the relevance and excellence of scientific research, innovative entrepreneurship and access to finance for enterprise growth as a way of contributing to Serbia's growth and competitiveness.	Serbia	15
45		Ferghana Valley Rural Enterprise Development Project (P166305 I FY19) : support the expansion of rural enterprise activity and job creation in Ferghana Valley.	Uzbekistan	30


 Green Bond Impact Report

 COVID-19 Project


 Fragile & Conflict-Affected Situations

Target Results ^{/b}	Committed US\$ mil ^{/c}	IBRD share ^{/d}	Allocated US\$ mil ^{/e}	SDGs ^{/f}
<ul style="list-style-type: none"> 94,500 people provided with access to improved water sources. 19,845 people provided with access to improved sanitation services. 7,000 farmers adopting improved agricultural technology. 13,000 farmers reached with agricultural assets or services. 390 subprojects for strengthening organizations for enhanced market access and enabling sustainability. 200 households with water reuse systems implemented for agricultural production. 40% technologies implemented and/or hydro-environmental activities undertaken to improve the efficiency and/or resilience of the system. 165 Water Supply Systems implemented/rehabilitated in operation. 5,250 household sanitary kit implemented. 60% of beneficiaries' organizations strengthening existing market and/or accessing new marketing channels. 	100.0	65%	5.3	SDG 6 SDG 2 SDG 9
<ul style="list-style-type: none"> 9,700 full time equivalent jobs generated in beneficiary firms. 1,900,000 farmers reached with agricultural assets or services. US\$58,500,000 private sector finance mobilized. 2,000 project-supported enterprises making incremental investments. 	210.0	70%	0.9	SDG 2 SDG 9 SDG 17
<ul style="list-style-type: none"> 1,230 new formal contracts signed between beneficiaries and buyers of their products/services. 20% increase in the value of beneficiaries' production. 5,500 farmers reached with agricultural assets or services. 1,230 beneficiaries reached with financial services. 	50.0	100%	0.1	SDG 2 SDG 17 SDG 9
<ul style="list-style-type: none"> 1,100 scientific publications in top 10% of internationally recognized journals annually. US\$4,000,000 of external investments generated by participating companies. 150 collaborative applied research projects. 50 new or improved innovative products or services introduced to the market. 100 enterprises completing the acceleration program. 	48.0	100%	0.1	SDG 2 SDG 8 SDG 9
<ul style="list-style-type: none"> 20,000 additional jobs generated by enterprises supported by the project. 2,000 enterprises supported. US\$200,000 increase in total revenues of enterprises supported by the project. 5,000 beneficiaries trained. Rural business development services delivered in 36 districts. 100 new business startups. 	200.0	83%	12.9	SDG 2 SDG 8 SDG 9


Industry, Trade & Services


#	Link to More Information	Project Name (Number Year/s Loans Approved) and Description	Country	Project Life ^{1a}
46		Western Balkans Trade and Transport Facilitation (P162043 FY19): reduce trade costs and increase transport efficiency in Albania, North Macedonia, and Serbia.	Western Balkans	30

Information & Communications Technology

#	Link to More Information	Project Name (Number Year/s Loans Approved) and Description	Country	Project Life ^{1a}
47		Digital Transformation for User-Centric Public Services (P168425 FY19): improve equitable access to and the quality and accountability of selected Social Protection and Education services through a GovTech approach.	Tunisia	41

 Green Bond Impact Report

 COVID-19 Project






 Fragile & Conflict-Affected Situations


Target Results ^{/b}	Committed US\$ mil ^{/c}	IBRD share ^{/d}	Allocated US\$ mil ^{/e}	SDGs ^{/f}
<ul style="list-style-type: none"> Total annual costs to export and import for all shipments of Albania, North Macedonia, and Serbia decreased to US\$201,059,449. Cost to export and import decreased, respectively, to US\$261 and to US\$338. Average freight transport time on targeted corridors decreased to 11 hours. 3 Intelligent Traffic Systems deployed. 3 recommended border regulations adopted. Average time to import and export decreased, respectively, to 27 hours and to 25 hours. 600 firms benefit from reformed custom/border services. 	90.0	100%	2.4	SDG 2 SDG 3 SDG 9


Target Results ^{/b}	Committed US\$ mil ^{/c}	IBRD share ^{/d}	Allocated US\$ mil ^{/e}	SDGs ^{/f}
<ul style="list-style-type: none"> Increased access to the targeted Social Protection Services (Social Assistance and Social Security), measured as 600,000 households eligible for social assistance and 70,000 new social security affiliations among the target population. Increased access of "target vulnerable groups" to digitized access points measured as an increase by 20,700 in the number of transactions made by vulnerable populations. 90% of students with school identifier. 4,000,000 people with new social protection/universal health care cards. 80% of primary and secondary students enrolled for the school year through the education management platform. 3,670 civil servants (in education, social protection, digitized access points) who are trained on new GovTech methods. 20,000 parents who have an active account on the education management platform. Online learning applications for students developed. 	100.0	100%	8.1	SDG 4 SDG 3 SDG 9




Public Administration

#	Link to More Information	Project Name (Number Year/s Loans Approved) and Description	Country	Project Life ^{/a}
48		Gender Equality in Access to Economic Opportunities (P160594 FY20): support the Government of Albania's efforts to enhance the policy framework for gender equality in access to economic opportunities.	Albania	30
49		Development Policy Operation (P169624 FY20): support the government's actions to strengthen economic, fiscal, and public sector governance.	Armenia	41
50		Mato Grosso Fiscal Adjustment and Environmental Sustainability DPL (P164588 FY19): support the State of Mato Grosso to regain fiscal sustainability and increase institutional capacity for sustainable agriculture, forest conservation and climate change mitigation.	Brazil	20
51		Disaster Risk Management Development Policy Financing with Cat DDO (P160628 FY19): strengthen the institutional and legal framework to ensure risk-informed sectoral and territorial planning; and increase the financial capacity to manage impacts associated with disaster and climate-related shocks.	Cabo Verde	28
52		Multipurpose Cadaster Project (P162594 FY19): establish the multipurpose cadaster in the selected municipalities to strengthen tenure security, and provide access to cadaster information.	Colombia	38

 Green Bond Impact Report






 COVID-19 Project


 Fragile & Conflict-Affected Situations


Target Results ^{1b}	Committed US\$ mil ^{1c}	IBRD share ^{1d}	Allocated US\$ mil ^{1e}	SDGs ^{1f}
<ul style="list-style-type: none"> Increased access to affordable legal assistance to ensure property titles recognize the rights of vulnerable women. Registration process for both new and existing immovable properties with female owners or co-owners accelerated. Increased awareness and compliance with legislation on gender equality in employment practices, including the equal work for equal pay provisions of the labor code, and strengthened awareness for gender equality principles in the private sector. Constraints on women's ability to access, and succeed in, the labor market alleviated. Monitoring of gender equality policies and programs improved. 	10.0*	20%	10.2*	SDG 1 SDG 4 SDG 10
<ul style="list-style-type: none"> 20 laws and regulations with potential significant economic impact subject to RIA and timely public consultation. 100% of action items under the Anti-corruption Strategy and its Action Plan have commenced and 60% are on track. 100% of the planned action items under the Judicial Strategy and its accompanying Action Plans have commenced as envisioned and at least 60% are on track. 10% increase in eligible civil cases to which the streamlined procedures for small claims are applied. 60 institutions included in the civil service performance management. 	50.0*	100%	51.1*	SDG 17 SDG 2 SDG 9
<ul style="list-style-type: none"> Current savings as a percentage of adjusted net current revenue increased to 5%. Revenues recovered by the State Fiscal Equilibrium Fund increased to R\$400 million. Annual revenues raised from State Fund for Transport and Housing's commodities increased to R\$1,350 million. Annual deforestation in Mato Grosso's portion of the Amazon biome reduced to 1,241 km². 20 million ha of land for which Rural Environmental Registry information has been validated by the State Secretariat of the Environment. 	248.9	71%	248.9	SDG 2 SDG 13 SDG 15
<ul style="list-style-type: none"> 50% of Integrated Touristic Areas have Tourist Development Plans that incorporate disaster and climate-related risk management considerations. Allocation to the National Emergency Fund included annually in national budget (for 2019-2022 annual budgets). All 22 new municipal plans incorporate climate-related risk management considerations. 	5.0	63%	5.0	SDG 17 SDG 13
<ul style="list-style-type: none"> 1,500,000 ha within project municipalities with cadastral and property information updated. 37 municipalities with access to, and capacity to use, the cadaster data for planning and other purposes. 67,000 people with titles issued. 90% of the National Cadaster System redesigned and in operation. 13 registry offices with information in digital format. 70% of processes and operations supported by the Cadaster-Registry Master Data Repository. 	100.0	100%	1.0	SDG 9 SDG 16




Public Administration

#	Link to More Information	Project Name (Number Year/s Loans Approved) and Description	Country	Project Life ^{/a}
53		Institutional Strengthening for Territorial Development DPF (P170728 FY20): strengthen institutions for regional planning, resource allocation, coordination and investment prioritization, and enhance the efficiency of land management in rural and urban areas.	Colombia	40
54		DRM Development Policy Loan with a Cat DDO (P159351 FY18): support the Government of the Dominican Republic in strengthening institutions for improved climate and disaster resilience in priority sectors; and establishing mandatory regulations for climate and disaster risk reduction in public investment and construction works.	Dominican Republic	31
55		Economic Management and Competitiveness Development Policy Operation (P169913 FY20): support the Government's program of reforms to sustain rapid growth, and ensure greater inclusion, job creation and resilience.	Georgia	39
56		DRM Development Policy Loan with CAT DDO II (P159710 FY19): help strengthen Guatemala's legal, institutional and financial framework to manage the impact of adverse natural events and climate risk.	Guatemala	35
57		Uttarakhand Public Financial Management Strengthening Project (P166923 FY19): enhance accountability in public finances and increase effectiveness of revenue management systems in Uttarakhand.	India	16

 Green Bond Impact Report






 COVID-19 Project

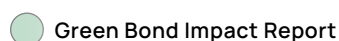
 Fragile & Conflict-Affected Situations

Target Results ^{/b}	Committed US\$ mil ^{/c}	IBRD share ^{/d}	Allocated US\$ mil ^{/e}	SDGs ^{/f}
<ul style="list-style-type: none"> 4 Territorial Pacts subscribed. COP43,302 million to fund environmental activities. 100% of the budget of the territorial governments (department and municipal governments) formulated and tracked using the new harmonized budget classification system. 17 sub-national entities manage their own cadaster. 10 territorial entities that use the methodological instruments for the incorporation of disaster risk analysis and adaptation to climate change aspects in public infrastructure projects financed by royalties. 	400.0	100%	400.0	SDG 2 SDG 9 SDG 11
<ul style="list-style-type: none"> 15% of public schools assessed for disaster risk (of 6,500 of total schools). 30% of public schools assessed for disaster risk and requiring an intervention are rehabilitated and/or retrofitted. 50 out of the 140 identified risk-prone areas (35% of total) in main watershed basins have been prioritized, by hydrological and hydrometeorological studies, to undergo improvements in water management. 25 out of 164 health facilities have been given an operating permit following the approval of technical regulations assessed using the Hospital Safety Index. 80% construction works with a building permit have been supervised and inspected following updated regulations. 	150.0	100%	150.0	SDG 6 SDG 11 SDG 3
<ul style="list-style-type: none"> More than 14 municipalities submitting financial statements to State Audit Office for audit within 3 months after end of the financial year. 40% of public investment projects are screened, appraised and selected in compliance with the Public Investment Management Guideline requirements. 10 RIA completed on laws and regulations. 55% of teachers with full work load. 2 investment funds established. 	98.5	100%	48.7	SDG 2 SDG 8 SDG 9
<ul style="list-style-type: none"> 2 new financial instruments established in line with the Disaster Risk Financing Strategy. 29% of municipalities have included disaster risk reduction activities in their local development plans. 220 educational facilities constructed in compliance with the technical criteria adopted by the Ministry of Education about safe location and seismic-resistant infrastructure. 25 local communities with environmental risk evaluations completed, disseminated and trained to protect strategic ecosystems and the livelihoods provided by them. 	200.0	100%	200.0	SDG 1 SDG 11 SDG 13
<ul style="list-style-type: none"> 30% increase in property tax collections of participating ULBs. New generation Integrated Financial Management Information System with enhanced controls and processes implemented. E-Governance application for excise function implemented. Improved cash and debt management practices institutionalized. 2 household surveys completed. 	31.6	80%	2.2	SDG 17 SDG 11 SDG 10

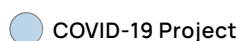


Public Administration

#	Link to More Information	Project Name (Number Year/s Loans Approved) and Description	Country	Project Life ^{/a}
58		Jharkhand Municipal Development Project (P158502 FY19) : provide improved access to basic urban services and management capacity in participating Urban Local Bodies in Jharkhand.	India	30
59		Institutional Strengthening for Improved Village Service Delivery (P165543 FY19) : strengthen institutional capacity for improved quality of spending in participating villages.	Indonesia	20
60		National Urban Development Project (P163896 FY19) : increase the number of participating cities carrying out integrated planning and prioritizing their capital investments.	Indonesia	21
61		First Economic Resilience DPL (P170223 FY20) : support fiscal sustainability and inclusion, enhance fiscal and financial resilience against natural disaster risks, and improve the investment climate for sustainable growth.	Jamaica	30
62		Inclusive Growth and Fiscal Management DPO 2 (P172321 FY20) : crowd in private investment and financing for affordable housing; enhance farmer incomes and food security; create fiscal space to support the government's inclusive growth agenda; and crowd in private investment and leverage digitization to support the government's inclusive growth agenda.	Kenya	39



Green Bond Impact Report



COVID-19 Project








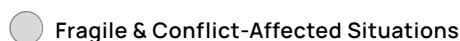
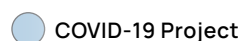
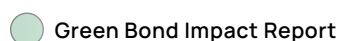
Fragile & Conflict-Affected Situations

Target Results ^{1b}	Committed US\$ mil ^{1c}	IBRD share ^{1d}	Allocated US\$ mil ^{1e}	SDGs ^{1f}
<ul style="list-style-type: none"> 350,000 people provided with improved urban living conditions. 10 participating ULBs with increased own source revenues. 156,600 people provided with access to improved water sources. 8 participating ULBs implementing reforms in municipal budgeting and creditworthiness. 90,000 people provided with access to all-season roads within a 500m range. 2,000 officials and staff receiving training in new skills and knowledge. 150 km of new/improved drainage services provided. 	147.0	49%	2.9	SDG 6 SDG 11 SDG 17
<ul style="list-style-type: none"> E-learning platform for needs-based capacity building for village apparatus and institutions established and fully operational. 80% of villages have access to technical service providers. 1,300 villages exceeding project performance criteria and receiving supplementary incentive. 70% of villages where key village apparatus and BPD (Village Council) members completed core training modules. Community learning platform established and accessible. 300 districts developed capacity building plan to mainstream the program approach. 	300.0	86%	5.2	SDG 17 SDG 1 SDG 5
<ul style="list-style-type: none"> 80% of city's long-term spatial planning reflects the spatial development framework approach. National Urban Infrastructure Strategy Plan completed. Inter-ministerial Coordination Team for Urban Development annual work program developed. 80% of cities with key planning datasets available. 90% of cities with city capacity assessment completed. Project management support systems established and operational. 60% of cities with integrated data platform established. 80% of cities with integrated land use and transport plan developed. 80% of cities with spatial development framework developed. 60% of cities with priority area development plans developed. 	49.6	100%	2.6	SDG 11 SDG 17 SDG 9
<ul style="list-style-type: none"> The Fiscal Council is adequately staffed and issues regular fiscal assessment reports (that include debt sustainability analysis). 85% of all new Programme of Advancement Through Health and Education beneficiaries are rural. 63% of self-financing public bodies compliant with submitting an Annual Report within four months after the end of the financial year. The Annual Fiscal Policy Paper has a section quantifying disaster-related risks. National Natural Disaster Reserve Fund capitalized with J\$3.1 billion. 5 post-natural disaster sources of financing available to ministries, departments and agencies with documented emergency procedures. 30% of active fishers are licensed. 	70.0	100%	70.0	SDG 1 SDG 17 SDG 2
<ul style="list-style-type: none"> 20,000 Affordable Housing units constructed with private investment under the government supported Affordable Homes Program, 50% of which are owned by women. 150,000 farmers benefitting from e-vouchers, 50% of which are female. VAT and income tax revenues as a share of GDP increased to 12.1%. Average credit growth to the private sector increased to 14%. 55 investment projects registered by the Kenya investment Authority. 	250.0	25%	250.0	SDG 2 SDG 11 SDG 17



Public Administration





#	Link to More Information	Project Name (Number Year/s Loans Approved) and Description	Country	Project Life ^{/a}
63		Disaster Risk Management Development Policy Loan with a Catastrophe Deferred Drawdown Option (P168580 FY20) : strengthen the country's institutional capacity and institutional framework to deal with the adverse financial impacts and risk management of disasters and climate-related shocks.	Morocco	28
64		Municipal Performance Program (P168147 FY20) : improve the institutional and service delivery performance of participating municipalities.	Morocco	30
65		Competitive and Livable City of Karachi Project (P161402 FY19) : improve urban management, service delivery and the business environment in Karachi.	Pakistan	30
66		Promoting Competitiveness and Enhancing Resilience to Natural Disasters Sub-program 1 DPL (P170052 FY20) : support the Government of the Philippines in promoting competitiveness, enhancing fiscal sustainability and strengthening financial resilience to natural disasters and climate change.	Philippines	19
67		Third Disaster Risk Management Development Policy Loan (P171440 FY20) : strengthen the policy and institutional capacity of the Government of the Philippines to reduce disaster risk, respond to and recover from natural disasters.	Philippines	40



Target Results ^{1b}	Committed US\$ mil ^{1c}	IBRD share ^{1d}	Allocated US\$ mil ^{1e}	SDGs ^{1f}
<ul style="list-style-type: none"> 90% of local officials of the Ministry of Interior responsible for the administration of the register, trained on the registration procedures. Government deployed an online platform for the registration of people affected by a catastrophic event. Government developed a specific outreach and communication mechanism to inform the population of the registration procedures for people affected by a catastrophic event, with a focus on women. 4 provinces covered by an integrated flood risk management information system. 	275.0	100%	272.0	SDG 17 SDG 8 SDG 13
<ul style="list-style-type: none"> 90% of participating municipalities meet the minimum mandatory conditions. 10,000 people from participating municipalities provided with access to improved citizen services through the deployment of the Citizen Services Portal. The digital platform for issuing building permits and commercial licenses is operational and publicly accessible in at least 50% of the participating municipalities. 80% of participating municipalities included gender oriented objectives and indicators in their planning process. Integrated revenue management system implemented in at least 70% of participating municipalities. Participating municipalities' revenue increased to 6%. 	300.0	39%	74.4	SDG 17 SDG 1 SDG 5
<ul style="list-style-type: none"> 42,000 business registrations and licenses secured annually through the Sindh Business Portal. 3,036,000 people provided with improved urban living conditions. 200,000 ha with reduced water consumption. 6 Karachi Districts where a comprehensive property survey for Property Tax was completed. 5 local councils with updated Infrastructure Maps and Asset Inventories. 50% of solid waste collection contracts in full compliance with agreed collection targets. Property Tax bills being generated online and accessible to taxpayers in Karachi Districts. 	230.0	96%	4.2	SDG 11 SDG 17 SDG 9
<ul style="list-style-type: none"> Gap between domestic and international price of rice reduced to less than 50%. Number of days to start a business reduced to less than 8 and number of procedures reduced to less than 20. Electronic payment transactions among all (retail) payments increased to more than 25%. Tax revenue as share of GDP increased to more than 15.2%. More than 60% of public assets included in the asset registry for 5 key agencies. More than 4 pre-arranged or improved financial mechanisms for disaster response in place. 	400.0	100%	400.0	SDG 2 SDG 13 SDG 1
<ul style="list-style-type: none"> Through a Cabinet Directive, the Government has directed all its departments and agencies to use integrated hazard and risk analysis in physical planning and evidence-based policy-making. The Government has operationalized an Earthquake Resiliency Program for Greater Metro Manila Area through the issuance of the Department of Public Works and Highways Department Order. The Government has adopted a Philippine Disaster Rehabilitation and Recovery Planning Guide for timely and effective disaster recovery and reconstruction by National Government and Local Government Units. The Department of Social Welfare and Development has issued guidelines for implementation of the Emergency Cash Transfer program as part of its social protection reforms for faster and more effective post-disaster recovery. 	500.0	100%	500.0	SDG 1 SDG 10 SDG 11



Public Administration

#	Link to More Information	Project Name (Number Year/s Loans Approved) and Description	Country	Project Life ^{/a}
68		Strengthening Disaster Risk Management Project (P166302 FY19) : enhance the resilience of critical disaster and emergency response infrastructure and strengthen the Borrower's institutional capacities in disaster risk reduction and climate change adaptation.	Romania	14
69		Disaster Risk Management Development Policy Loan with a Catastrophe Deferred Drawdown Option (P166303 FY18) : strengthen Romania's institutional and legal framework to effectively manage the physical, social and fiscal impacts of natural disasters and climate change.	Romania	40
70		Tax Administration Modernization Project (P163673 FY19) : improve effectiveness of tax collection and lower the compliance burden for taxpayers.	Serbia	20
71		Medium-Size Cities Integrated Urban Development Project (P162929 FY19) : improve selected urban infrastructure, public spaces and assets, and access to services in participating cities; and strengthen the institutional capacity of the Borrower's relevant agencies to deliver and manage local infrastructure.	Uzbekistan	35



Green Bond Impact Report



COVID-19 Project










Fragile & Conflict-Affected Situations


Target Results ^{/b}	Committed US\$ mil ^{/c}	IBRD share ^{/d}	Allocated US\$ mil ^{/e}	SDGs ^{/f}
<ul style="list-style-type: none"> 25 disaster and emergency response facilities upgraded to be resilient. 1,000 rescue personnel, emergency and disaster management staff, volunteers and administrative staff with access to disaster resilient buildings. 3,000 project beneficiaries in areas covered by resilient emergency and disaster response facilities. 10 newly constructed emergency and response buildings with resilient structures and systems. 10 public awareness campaigns. 15 emergency and response buildings retrofitted to improve structural resilience. 1,000 direct project beneficiaries. 	60.5	100%	0.2	SDG 13 SDG 9 SDG 17
<ul style="list-style-type: none"> The Government of Romania has reported on progress achieved under the international Sendai Framework for Disaster Risk Reduction (1 Report). 3 reports are available annually on the impact of disasters in Romania (for 2018, 2019 and 2020). Strengthen the national building code for seismic risk in existing buildings. 3 disaster risk reduction action plans are prepared and approved by the relevant responsible authorities. 	493.1	100%	437.1	SDG 13 SDG 2
<ul style="list-style-type: none"> VAT gap reduced to 8%. Time required to comply with taxes (World Bank Doing Business Paying Taxes subindicator) reduced to 202.9 hours. Increase by 10% in additional net taxes assessed per audit. Tax arrears decreased to 40%. 	52.0	100%	1.6	SDG 9 SDG 17
<ul style="list-style-type: none"> 100,000 people provided with access to improved urban services. 3 municipalities with asset management system in place and with trained municipal officials to use them. 4 public buildings rehabilitated and/or adaptively used (including Cultural Heritage buildings). 140 km of water transmission and distribution pipes replaced or laid. 10 km of urban roads rehabilitated. 26 km of streets with improved street lighting in selected municipalities. 10 km of new or rehabilitated pedestrian walkways in selected municipalities. 100 people provided with trainings in selected municipalities. 	100.0	83%	0.9	SDG 11 SDG 6 SDG 9




Social Protection

#	Link to More Information	Project Name (Number Year/s Loans Approved) and Description	Country	Project Life ^{1a}
72		Strengthening the National Social Protection System Project (Cash Transfer) (P169779 FY20) : provide temporary income support to poor households in selected areas of Angola, and strengthen the delivery mechanisms for a permanent social safety net system.	Angola	38
73		Supporting the Electricity Social Tariff Transition in the Province of Buenos Aires (P170329 FY20) : support the transition of the electricity social tariff scheme from the federal to the Buenos Aires provincial level, while strengthening the institutional capacity of the province of Buenos Aires to implement Social Tariff delivery.	Argentina	37
74		Guizhou Aged Care System Development Program (P162349 FY19) : increase equitable access to a basic package of aged care services and strengthen the quality of services and the efficiency of the aged care system.	China	40
75		Social Safety Net Project (P167416 FY19) : improve the equity, integration and sustainability of selected social safety net programs.	Ecuador	40
76		Second Inclusive and Sustainable Growth (P171190 FY20) : protect the vulnerable, remove barriers to private sector development, support economic recovery and promote public sector efficiency and fiscal sustainability post-crisis.	Ecuador	39
77		Emergency COVID-19 Response Project (P173911 FY20) : prevent, detect, and respond to the threat posed by the COVID-19 pandemic and strengthen national systems for public health preparedness in Georgia.	Georgia	39

 Green Bond Impact Report






 COVID-19 Project


 Fragile & Conflict-Affected Situations


Target Results ^{/b}	Committed US\$ mil ^{/c}	IBRD share ^{/d}	Allocated US\$ mil ^{/e}	SDGs ^{/f}
<ul style="list-style-type: none"> 70% of cash transfer beneficiary households are among the poorest 40%. 5,000,000 beneficiaries of social safety net programs. 2,000 households registered in the social registry. Communication strategy developed and implemented. 	320.0	100%	0.8	SDG 10 SDG 1 SDG 17
<ul style="list-style-type: none"> 100% of Social Tariff users with information on electricity consumption in the integrated database. Reduce the number of users with missing identification data to 550,000. Reduce the number of users with missing socio-economic data to 560,000. Increase the number of Social Tariff users included via social programs to 50%. 50 distribution companies updating information on electricity users. 	150.0	100%	46.6	SDG 17 SDG 1 SDG 7
<ul style="list-style-type: none"> 402,000 eligible elderly receiving the basic package of aged care services. 1,500 aged care facilities complying with the aged care quality standards. 37,000 people receiving training and certification in the aged care sector. 7,200 communities that use health records for screening the elderly's needs assessment. 	350.0	24%	1.9	SDG 3 SDG 1 SDG 5
<ul style="list-style-type: none"> 1,089,305 beneficiaries of social safety net programs. 90% of extreme poor infants receiving cash transfer Bono de Desarrollo Humano Variable. 80% of extreme poor infants attending early childhood development services. 75% increase in children age 0 to 24 months with complete vaccination schedule. 43% of extreme poor elderly receiving caring services. 	350.0	90%	63.3	SDG 1 SDG 17 SDG 3
<ul style="list-style-type: none"> 1,000,000 beneficiaries receive emergency transfers by 2021. Average time to access unemployment benefits decreased to 7 days. US\$700 million mobilized by the solidarity fund by 2021. 230,000 migrants covered by the migration registry. 10,800 new commercial companies registered. 	500.0	99%	500.0	SDG 17 SDG 1 SDG 8
<ul style="list-style-type: none"> 100,000 people tested for COVID-19 identification per MoILHSA (Ministry of Internally Displaced Persons from the Occupied Territories, Labor, Health and Social Affairs) protocol.. 2,000 COVID-19 patients treated per Social Services Agency reimbursement guidelines. 45% of the population in the poorest quintile receiving the COVID-19 pandemic related social assistance programs. 70,000 vulnerable households receiving temporary cash benefit. 4 designated laboratories with COVID-19 diagnostic equipment, test kits, and reagents per MoILHSA guidelines. 800,000 PPE purchased. 114,000 Targeted Social Assistance beneficiary households. 4 designated public hospitals with fully equipped and functional ICUs for COVID-19 patients. 4 designated public hospitals with isolation capacity. 	80.0	44%	0.2	SDG 3 SDG 1 SDG 5




Social Protection

#	Link to More Information	Project Name (Number Year/s Loans Approved) and Description	Country	Project Life ^{/a}
78		Accelerating India's COVID-19 Social Protection Response Program (P173943 FY20) : strengthen the capability of state and national governments in India to provide coordinated and adequate social protection to the poor and vulnerable from the impacts of the COVID-19 pandemic.	India	24
79		Youth, Technology, and Jobs Project (P170669 FY20) : improve digitally-enabled income opportunities and expand digitized government services in Jordan.	Jordan	40
80		Social Insurance Administration Project (P170343 FY20) : improve the quality of services in administering social insurance and strengthen the regulatory framework for people with disabilities and hazardous occupations.	North Macedonia	15
81		Emergency COVID-19 Response Development Policy Loan (P174120 FY20) : mitigate the impact of COVID-19 on poor and vulnerable households and provide financial relief to affected small and medium enterprises.	Philippines	40
82		Sustaining Market Reforms in Uzbekistan Development Policy Operation (P168280 FY19) : sustain Uzbekistan's economic reforms and transition to a market economy by increasing the role of markets and the private sector in the economy and enhancing social inclusion.	Uzbekistan	35

 Green Bond Impact Report







 COVID-19 Project

 Fragile & Conflict-Affected Situations

Target Results ^{/b}	Committed US\$ mil ^{/c}	IBRD share ^{/d}	Allocated US\$ mil ^{/e}	SDGs ^{/f}
<ul style="list-style-type: none"> Adequacy of benefits provided through the COVID-19 Social Protection Support Program measured as 40% of total household consumption expenditures for the poorest quintile in India. 60% of poor households receiving the additional food ratio entitlement for a three month period. 25% of low-wage workers withdrawing funds from Employee Provident Fund Accounts citing the COVID-19 pandemic as a reason for withdrawal. 60% of low-wage workers in SMEs receiving additional contribution. 50% of construction workers registered with Building and Other Construction Workers Fund receiving cash transfers. 60% of poor households who have received at least one PMGKY (Pradhan Mantri Garib Kalyan Yojana) benefit. 	200.0	27%	200.0	SDG 1 SDG 3 SDG 10
<ul style="list-style-type: none"> 10,000 beneficiaries trained on employable digital skills and reporting new income opportunities. 80% of government payment services enabled for digital payments. US\$20,000,000 new private sector investment mobilized in digital services. 15,000 individuals trained by training service providers supported by digital skills development activities. 300,000 students (grade 7-12) receiving digital skills curriculum in schools. 250 start-ups supported with business matchmaking. 6,000 individuals trained on accessing and offering their services on digital platforms. 100 new government services digitized. 	163.1	82%	6.1	SDG 17 SDG 1 SDG 4
<ul style="list-style-type: none"> Single unified registry of socially insured individuals developed and functional. New law on Employment of Persons with Disabilities enacted. 3 communication campaigns developed and implemented. List of jobs declared as hazardous and arduous revised and enacted. Enacted unified methodology for disability assessment and determination. Central Coordination Unit for Unified Disability functional. Single registry of persons with disabilities developed and functional. 	15.2	100%	1.1	SDG 1 SDG 8 SDG 10
<ul style="list-style-type: none"> More than 90% of Pantawid Pamilyang Pilipino Program (4Ps) beneficiaries received top-up cash transfer benefits from the Government's Emergency Subsidy Program. At least 10,000 targeted vulnerable non-4Ps beneficiaries received social assistance through electronic cash transfer system. More than 10,000 vulnerable repatriated Overseas Filipino Workers received financial assistance. 	500.0	100%	500.0	SDG 1 SDG 3 SDG 9
<ul style="list-style-type: none"> Value of horticultural exports increased to US\$960,000,000. 13,000 legal entities registered as wholesale trading businesses. Increase compliance of banking sector legislation with Basel Core Principles for Effective Banking Supervision. At least 1 electricity and 1 cold-water end-user tariff amendments are made in accordance with new methodology. An increase in formal employment as evidenced by the number private sector employees registered for payroll tax withholding: 1,952,698 male employees and 1,207,315 female employees. A new standardized and systematic national assessment is piloted in at least 2 regions. 	700.0	100%	700.0	SDG 2 SDG 10 SDG 1



Transportation

#	Link to More Information	Project Name (Number I Year/s Loans Approved) and Description	Country	Project Life ^{1a}
83		Anhui Rural Road Resilience Program for Results (P158733 I FY19): improve the rural road network connectivity, safety and quality in selected counties in Anhui Province.	China	25
84		Enhancing Waterway Connectivity and Water Service Provision in Pzcfifico Project (P156880 I FY18): improve waterway transport and coverage and quality of water supply and sanitation services in the participating municipalities.	Colombia	15
85		Assam Inland Water Transport Project (P157929 I FY20): improve passenger ferry infrastructure and service in Assam, and improve the institutional capacity and framework for inland water transport in Assam.	India	20
86		Rajasthan State Highways Development Program II (P157141 I FY19): build capacity for better management of state highways and improve traffic flows on selected state highways in the state of Rajasthan.	India	30
87		Uttar Pradesh Core Road Network Development Project (P147864 I FY19): build capacity for results-focused road safety management in Uttar Pradesh and improve traffic flows and safety for all road users on selected corridors of the state core road network.	India	36
88		Greater Beirut Public Transport Project (P160224 I FY18): improve the speed, quality and accessibility of public transport for passengers in Greater Beirut and at the city of Beirut's northern entrance.	Lebanon	40



Green Bond Impact Report



COVID-19 Project





Fragile & Conflict-Affected Situations

Target Results ^{/b}	Committed US\$ mil ^{/c}	IBRD share ^{/d}	Allocated US\$ mil ^{/e}	SDGs ^{/f}
<ul style="list-style-type: none"> 75% of county and township roads in excellent and good condition. 98% of rural roads maintenance coverage rate. 5,014 km of rural roads improved with resilience and safety features. 8,899 bridges reinforced, demolished and/or reconstructed with resilience and safety features. 	200.0	72%	50.0	SDG 1 SDG 3 SDG 11
<ul style="list-style-type: none"> 15 minutes of time saving per 2.5-hour trip using navigation aids and rehabilitated/upgrade docks. 9,550 people in urban areas provided with access to improved water sources. 7,350 people in urban areas provided with access to improved sanitation facilities. Water quality poses no risk for human consumption in selected municipalities. 1,910 new piped household water connections. 1,080 piped household water connections that are benefiting from rehabilitation works. 740 new household sewer connections constructed. 	41.9	100%	0.3	SDG 6 SDG 11 SDG 3
<ul style="list-style-type: none"> Ferry service availability increased to 16 hours per day. Improved access to climate/weather information and night navigation support available on project supported routes. Transport Department has approved/adopted an Intra-State Water Transport Strategy. More than 200 private sector country boats made safer and efficient. 7 modern, floating and engineered ferry terminals with improved access and socially inclusive design. 	88.0	80%	2.3	SDG 3 SDG 6 SDG 5
<ul style="list-style-type: none"> 10,000 km of State Highways actively managed by the Rajasthan State Highway Authority. 50% increase in State Road Fund resources earmarked for State Highways. 766 km of roads rehabilitated. 4 e-PMS (Electronic project management system) developed and operational. Speed Management Program implemented for 100 km. Road safety strategy developed and adopted. 	250.0	59%	0.6	SDG 11 SDG 17 SDG 3
<ul style="list-style-type: none"> Travel time for cars on civil works corridors reduced. 20% decrease in fatalities on Highway Police pilot corridors (NH25 and NH2). 500 km of roads rehabilitated. Uttar Pradesh Highway Police established, equipped and trained. Satisfactory post-construction road safety audit. 30% of women employed for routine maintenance under Engineering Procurement Construction contracts. 	400.0	70%	39.1	SDG 3 SDG 1 SDG 5
<ul style="list-style-type: none"> 300 passengers per weekday using the formal public bus. 61% of population residing in Greater Beirut Area with access to Beirut city center within 60 minutes using public transport. Average travel time by public transport from Tabarja station to Charles Helou terminal at morning peak hours reduced to 45 minutes. 120 operational BRT buses. 42 km of the BRT infrastructure constructed. 250 operational regular buses. 60,000 tCO₂ eq. reduced annually. 	225.2	65%	8.2	SDG 11 SDG 3 SDG 9






Transportation

#	Link to More Information	Project Name (Number Year/s Loans Approved) and Description	Country	Project Life ^{/a}
89		Local Roads Connectivity Project (P170267 FY20) : improve government capacity to manage local roads and improve access to markets and services.	North Macedonia	20
90		Karachi Mobility Project (P166732 FY19) : improve mobility, accessibility and safety along selected corridors in Karachi.	Pakistan	33



Water, Sanitation & Waste Management

#	Link to More Information	Project Name (Number Year/s Loans Approved) and Description	Country	Project Life ^{/a}
91		Utility Efficiency and Quality Improvement Project (P164260 FY19) : improve the quality and efficiency of water and wastewater services, and support the introduction of regional solid waste management.	Belarus	21
92		Improving Water Service Access and Security in the Metropolitan Region of São Paulo Project (P165695 FY19) : increase access of vulnerable people to water services and contribute to the reduction of water losses and pollution loads in the Metropolitan Region of São Paulo.	Brazil	40
93		Ceara Water Security and Governance (P165055 FY20) : strengthen capacity for water resources management in the Borrower's territory, improve reliability of water services in selected municipalities, and improve operational efficiency of water services in the city of Fortaleza.	Brazil	30



Green Bond Impact Report



COVID-19 Project








Fragile & Conflict-Affected Situations

Target Results ^{/b}	Committed US\$ mil ^{/c}	IBRD share ^{/d}	Allocated US\$ mil ^{/e}	SDGs ^{/f}
<ul style="list-style-type: none"> 65% of municipalities utilizing simple asset management methods developed under the project. National policy adopted for local roads. 200 markets and services connected by improved, safe and resilient local roads. 450 km of roads rehabilitated. 100 women trained by municipalities in transport sector roles. 100 Roma employed in project works, of which 40% are Roma women. Climate resilient design guidelines for local and low volume roads developed. 	78.0	100%	17.5	SDG 3 SDG 9 SDG 1
<ul style="list-style-type: none"> 300,000 daily public transport trips on the BRT System. Annual number of traffic fatalities along the Yellow Corridor decreased to 50. Car travel time during peak hour along the Yellow Corridor decreased to 54 minutes. 21 km of roads rehabilitated. 	382.0	87%	4.0	SDG 11 SDG 17 SDG 3

Target Results ^{/b}	Committed US\$ mil ^{/c}	IBRD share ^{/d}	Allocated US\$ mil ^{/e}	SDGs ^{/f}
<ul style="list-style-type: none"> 150,000 people provided with enhanced water supply services. 237,000 people provided with environmentally-sound solid waste disposal services. 400,000 people provided with the required level of wastewater treatment. 12 utilities that have prepared and implemented Utility Performance Improvement Plans. 27 km of water supply pipes constructed/rehabilitated. 2 regional waste disposal sites developed and operational. 40 km of wastewater collectors laid/replaced. 2 landfill gas collection systems developed and operational. 800 utility staff benefitting from training to support Performance Improvement Plans. 	101.0	100%	0.5	SDG 6 SDG 7 SDG 9
<ul style="list-style-type: none"> 532,000 people provided with access to improved water sources. 33 millions m³ of volume of non-revenue water reduced annually. 2 million m³ of wastewater removed from the Guarapiranga basin sent to treatment annually. 157,150 people provided with access to improved sanitation services. 850 km of water distribution mains rehabilitated. 	250.0	71%	0.6	SDG 6 SDG 1 SDG 3
<ul style="list-style-type: none"> 80% of strategic water users regularized. 90% continuity of water systems supplied with water from Banabuiu - Sertao Central pipeline system. 118,490 people benefiting from more reliable water services. Non Revenue Water in the city of Fortaleza reduced to 317 liters per connection per day. 	139.9	80%	0.7	SDG 6 SDG 9 SDG 3

Water, Sanitation & Waste Management

#	Link to More Information	Project Name (Number Year/s Loans Approved) and Description	Country	Project Life ^{/a}
94		Green Urban Financing and Innovation Project (P158124 FY19): increase access to sustainable, long-term financing for selected green urban investments benefitting local governments in the Yangtze River Delta Region.	China	36
95		Water Supply and Sanitation Access Project (P166697 FY20): increase access to improved water supply and sanitation services in targeted areas of Eswatini.	Eswatini	35
96		Atal Bhuja Yojana -National Groundwater Management Improvement (P158119 FY18): improve the management of groundwater resources in selected states.	India	10
97		Improvement of Solid Waste Management to Support Regional and Metropolitan Cities (P157245 FY20): improve solid waste management services for urban populations in selected cities across Indonesia.	Indonesia	20
98		Karachi Water and Sewerage Services Improvement Project (P164704 FY19): improve access to safe water services in Karachi and increase Karachi Water & Sewerage Board's financial and operational performance.	Pakistan	31



Green Bond Impact Report





COVID-19 Project



Fragile & Conflict-Affected Situations

Target Results ^{/b}	Committed US\$ mil ^{/c}	IBRD share ^{/d}	Allocated US\$ mil ^{/e}	SDGs ^{/f}
<ul style="list-style-type: none"> US\$800,000,000 of total private direct mobilization of World Bank loan. FSC's (Shanghai Green Urban Financing and Services Co., Ltd) Green Bond principles certification obtained. Credit rating of FSC obtained. 20,000,000 beneficiaries of urban environmental investments. 90% of total loan portfolio concentrated in three key environmental sectors (water supply, wastewater and waste). 	200.0	38%	0.5	SDG 6 SDG 11 SDG 9
<ul style="list-style-type: none"> 18,478 people provided with access to improved water sources. 8,000 people provided with access to improved sanitation services. 38,233 people reached through hygiene behavior awareness campaigns. 32 schools provided with improved water access. 32 sanitation facilities constructed in schools. 4 health centers provided with improved water access and sanitation services. 305 km of water pipeline constructed. 	45.0	100%	0.1	SDG 6 SDG 3 SDG 11
<ul style="list-style-type: none"> 7 states with improved groundwater monitoring and disclosure of groundwater data. 80 blocks with arrest in the rate of decline of groundwater levels. 15,000,000 program beneficiaries relying on sustainable groundwater resources for prosperity and health. 200,000 ha with reduction in water consumption. 160,000 ha provided with new/improved irrigation and drainage services. 5.6 million tCO₂ eq. emissions avoided annually due to reduced groundwater pumping. 	450.0	45%	1.1	SDG 6 SDG 11 SDG 12
<ul style="list-style-type: none"> 85% of population in selected urban areas provided with regular household waste collection. 16% of solid waste is recycled, composted and/or treated with other techniques to reduce waste disposal volumes. 12 cities with high-quality solid waste management implementation plans. 50% reduction in marine plastic waste from land-based sources from selected urban populations. 	100.0	31%	0.8	SDG 6 SDG 11 SDG 17
<ul style="list-style-type: none"> 2,000,000 people provided with access to drinking water uncontaminated by fecal coliforms. 100% coverage of Operation & Maintenance Costs. 400,000 piped household water connections affected by rehabilitation works undertaken. Wastewater Tariff re-established. 160 km of sewerage network rehabilitated. 32,000,000 m³ of non-revenue water reduced annually. 	40.0	40%	1.1	SDG 6 SDG 9 SDG 17

Water, Sanitation & Waste Management

#	Link to More Information	Project Name (Number Year/s Loans Approved) and Description	Country	Project Life ^{/a}
99		Support for the National Indigenous Peoples Development Plan (P157575 FY18): strengthen the capacity of Indigenous Authorities and the Borrower to jointly plan and implement development investments for Indigenous Territories; and the delivery of selected public services in those Indigenous Territories, as identified in the National Indigenous Peoples Development Plan.	Panama	31
100		Modernization of Water Supply and Sanitation Services (P157043 FY19): increase access to, and quality of, water and sanitation services in selected areas, and develop the Borrower's sectoral institutions and participating Public Utility management capacity to provide efficient water and sanitation services.	Peru	24

Notes:

Amounts may not add up due to rounding.

^{/a} Project Life generally indicates the financial life of the project, intended as the sum of the project's loan term and its grace period.

^{/b} Target results are expected results based on estimates developed at the time of project approval and expected to materialize at the end of the project implementation period (5 years in most cases). The indicators shown are normally a subset of the development impacts contained in project documentation available in the World Bank project website ([http:// www.worldbank.org/projects](http://www.worldbank.org/projects)). Results reported are based on the entire project, with the percent shown next to the loan amount corresponding to the proportion of the total financing that is financed by World Bank loans. Actual impacts may be different from these estimates and do not represent the actual results in a specific year. Quantitative estimates are intended to be indicative of the scale of impacts and qualitative results aim to inform about the nature of changes that will be achieved as a result of projects once they are completed and at full capacity.

^{/c} The committed amount is the World Bank loan net of cancellations reported in equivalent US\$ millions. Loans denominated in other currencies are converted to US\$ equivalents using the exchange rate as of the month end prior to the negotiation date. Similarly, cancellations of loans denominated in other currencies are converted to US\$ equivalents using the exchange rate on the value date of the cancellation.

^{/d} The percentage shows the share of the total financing that is provided by World Bank loans. When a project is co-financed, this share could be used to apportion total results to the World Bank.

^{/e} The allocated amount is the amount of World Bank bond proceeds allocated to support the financing of disbursements to eligible projects reported in equivalent US\$ millions. Disbursements of loans denominated in other currencies are converted to US\$ equivalents using the exchange rate on the value date of the transactions under the loan.

^{/f} The SDGs noted in the table represent the first three SDGs according to highest frequency of mapping the SDGs to the projects. A more detailed mapping is available in the "Project-Level Mapping of the FY20 World Bank Portfolio to the SDGs" also in the Project-by-Project Reporting section of this document, developed in collaboration with SEI. The selected SDGs are only indicative of how the project contributes to the SDGs and are not meant to provide an exhaustive explanation of the broader impact that a project may have on other SDGs.

* Discrepancies between committed and allocated amounts may be due to the different exchange rates used to convert loans denominated in other currencies to US\$ equivalents.

Target Results ^{/b}	Committed US\$ mil ^{/c}	IBRD share ^{/d}	Allocated US\$ mil ^{/e}	SDGs ^{/f}
<ul style="list-style-type: none"> 85% of water and sanitation systems within beneficiary Indigenous communities reported in the Information System on Rural Water and Sanitation as operational and sustainable. 60% of patients provided treatment in accordance with intercultural care protocols for 4 risk areas within beneficiary areas. 176 schools in Indigenous Territories implementing the new or expanded Intercultural Bilingual Education. Presidential Decree drafted that establishes the National Indigenous People Roundtable as a permanent structure for dialogue and development planning. 7 indigenous ethnicities that have intercultural health protocols established. 3 regulations drafted and consulted for key Indigenous laws. 150 trainings delivered to communities, service providers, and local authorities in water, sanitation, and hygiene. 50,000 beneficiaries from infrastructure investments supported by the Project. 	80.0	94%	2.0	SDG 6 SDG 3 SDG 4
<ul style="list-style-type: none"> 161,000 people provided with access to improved water sources. 93,000 people provided with access to improved sanitation services. Working ratio reduced by 6% in selected utilities. 6% of non-revenue water reduction achieved in selected utilities. 23,239 new piped household water connections. 19,418 new household sewerage connections. 	70.0	35%	0.1	SDG 6 SDG 1 SDG 5

Disclaimer

This document has been prepared by the World Bank (International Bank for Reconstruction and Development, IBRD) for information purposes only, and the World Bank makes no representation, warranty or assurance of any kind, express or implied, as to the accuracy or completeness of any of the information contained herein. It is prepared by staff based on reviews of the underlying project documentation. In the event of a discrepancy between the report and the underlying source (project or bond documentation, or other source) the latter prevails.

This document is not an offer for sale of securities of the World Bank (International Bank for Reconstruction and Development, IBRD). Any offering of World Bank securities will take place solely on the basis of the relevant offering documentation including, but not limited to, the prospectus, term sheet and/or final terms, as applicable, prepared by the World Bank or on behalf of the World Bank, and is subject to restrictions under the laws of several countries. World Bank securities may not be offered or sold except in compliance with all such laws.

Any examples provided in this document are provided for illustrative purposes only and no assurance can be provided that disbursements for projects with these specific characteristics will be made by the World Bank during the term of a specific World Bank bond.

Net proceeds of a specific World Bank bond are not committed or earmarked for lending to, or financing of, any particular project, program, or activity and returns on a specific World Bank bond are not linked to the performance of any particular project, program, or activity.

Each recipient of this report is deemed to acknowledge that this is a proprietary document of the World Bank and by receipt hereof agrees not to disclose it, or permit disclosure of it, to third parties without attributing the source or the prior written consent of the World Bank.

All content (including, without limitation, the graphics, icons, and overall appearance of the presentation and its content) are the property of the World Bank, unless otherwise noted. The World Bank does not waive any of its proprietary rights therein including, but not limited to, copyrights, trademarks and other intellectual property rights. All photos, graphics and content © World Bank, unless otherwise noted.