



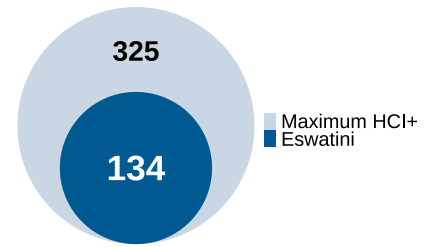
ESWATINI

Region: Sub-Saharan Africa
Income Category: Lower-middle Income

Human capital - people’s knowledge, skills, and health - drives productivity and growth. The Human Capital Index Plus (HCI+) measures the human capital a child born today can expect to accumulate over their working life, extending the original HCI by incorporating tertiary education and work experience. This brief summarizes **Eswatini’s** HCI+ score and its performance in building human capital.

What is Eswatini’s HCI+ and what does it mean?

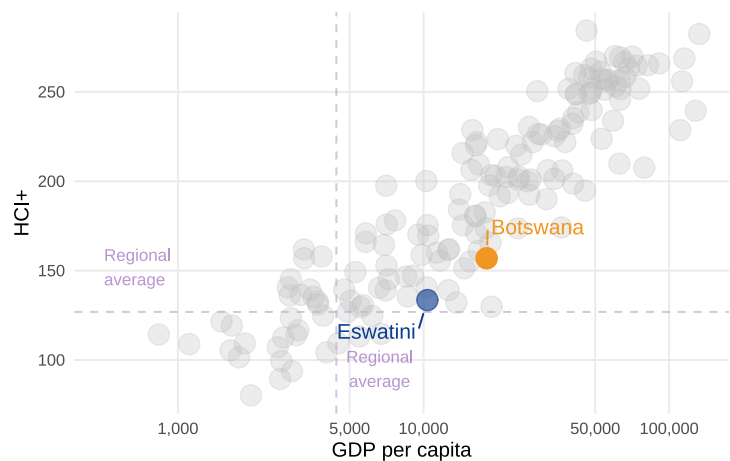
Eswatini’s HCI+ score is 134 (out of a maximum of 325), reflecting its investments in health, education, and employment. A 10-point increase in the index would translate into approximately 10 percent higher future income. Closing the current gaps in these areas relative to high-performing countries with similar GDP per capita would boost future income by 105%.



How does Eswatini’s HCI+ compare to other countries?

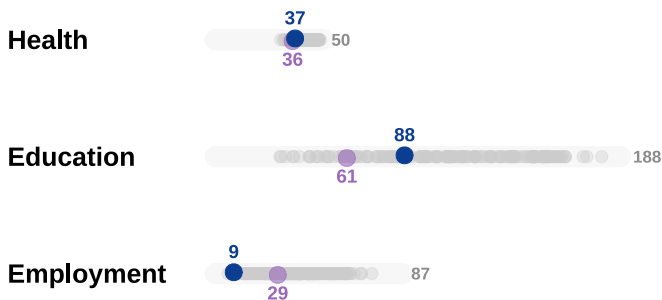
Eswatini’s HCI+ is higher than the average for the **Sub-Saharan Africa region (126)** and lower than the average for **lower-middle-income countries (153)**.

Eswatini’s HCI+ score is also **23 points lower than Botswana’s**.



What explains Eswatini’s HCI+?

The HCI+ has three components corresponding to health, education, and employment.



The HCI+ score for the **Health pillar is 37**, slightly higher than the **regional average of 36**.

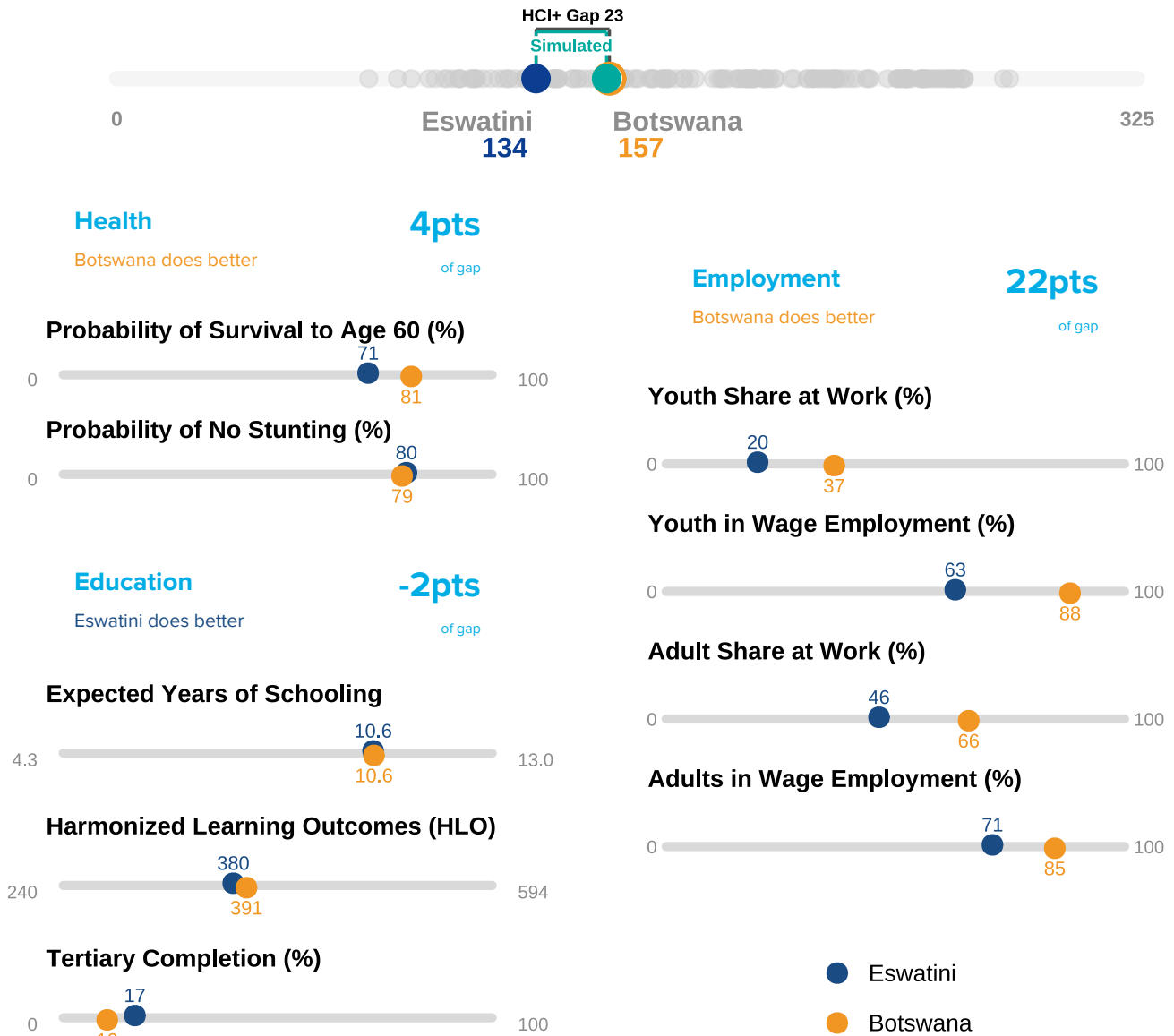
The HCI+ score for the **Education pillar is 88**, higher than the **regional average of 61**.

The HCI+ score for the **Employment pillar is 9**, lower than the **regional average of 29**.



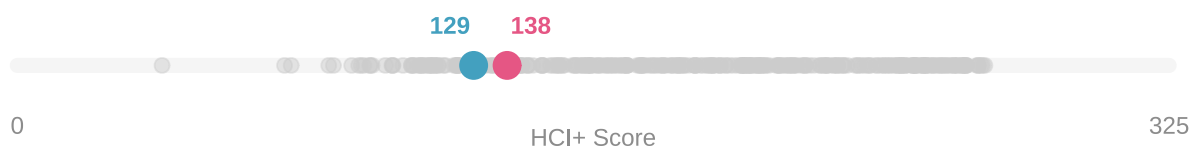
What indicators are responsible for Eswatini’s HCI+ gap with Botswana?

Eswatini’s HCI+ score (134) is lower than Botswana’s (157). The indicators that account for the largest share of the HCI+ gap between Eswatini and Botswana are **adult share at work, youth share at work, and probability of survival to age 60**. Raising these indicators to Botswana’s levels would increase Eswatini’s score to **156**, boosting future income by approximately 22.8%.



What is Eswatini’s HCI+ gender gap?

The HCI+ score for **women in Eswatini is 138** compared to **129 for men**. The 9-point gap indicates that women’s earning potential will be 9% higher than men’s due to differences in the human capital acquired by men and women in Eswatini.



Note: All values are derived from internationally comparable public datasets.

