



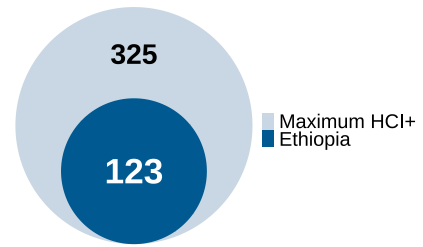
# ETHIOPIA

Region: Sub-Saharan Africa  
Income Category: Low Income

**Human capital - people’s knowledge, skills, and health - drives productivity and growth.** The Human Capital Index Plus (HCI+) measures the human capital a child born today can expect to accumulate over their working life, extending the original HCI by incorporating tertiary education and work experience. This brief summarizes **Ethiopia’s** HCI+ score and its performance in building human capital.

## What is Ethiopia’s HCI+ and what does it mean?

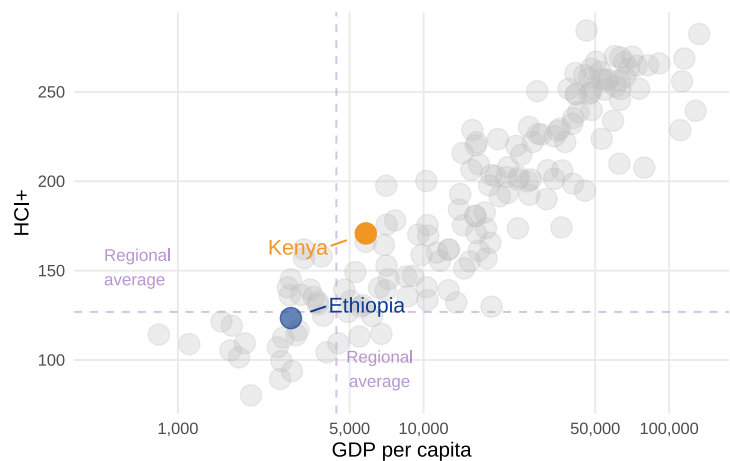
Ethiopia’s HCI+ score is **123** (out of a maximum of **325**), reflecting its investments in **health, education, and employment**. A 10-point increase in the index would translate into approximately 10 percent higher future income. Closing the current gaps in these areas relative to high-performing countries with similar GDP per capita would boost future income by 46%.



## How does Ethiopia’s HCI+ compare to other countries?

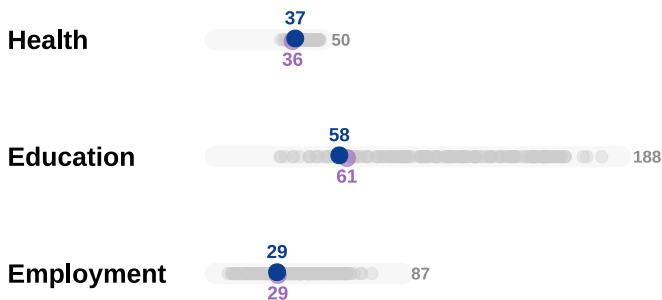
Ethiopia’s HCI+ is lower than the average for the **Sub-Saharan Africa region (126)** and higher than the average for **low-income countries (116)**.

Ethiopia’s HCI+ score is also **48 points lower than Kenya’s**.



## What explains Ethiopia’s HCI+?

The HCI+ has three components corresponding to health, education, and employment.



The HCI+ score for the **Health pillar is 37**, slightly higher than the **regional average of 36**.

The HCI+ score for the **Education pillar is 58**, slightly lower than the **regional average of 61**.

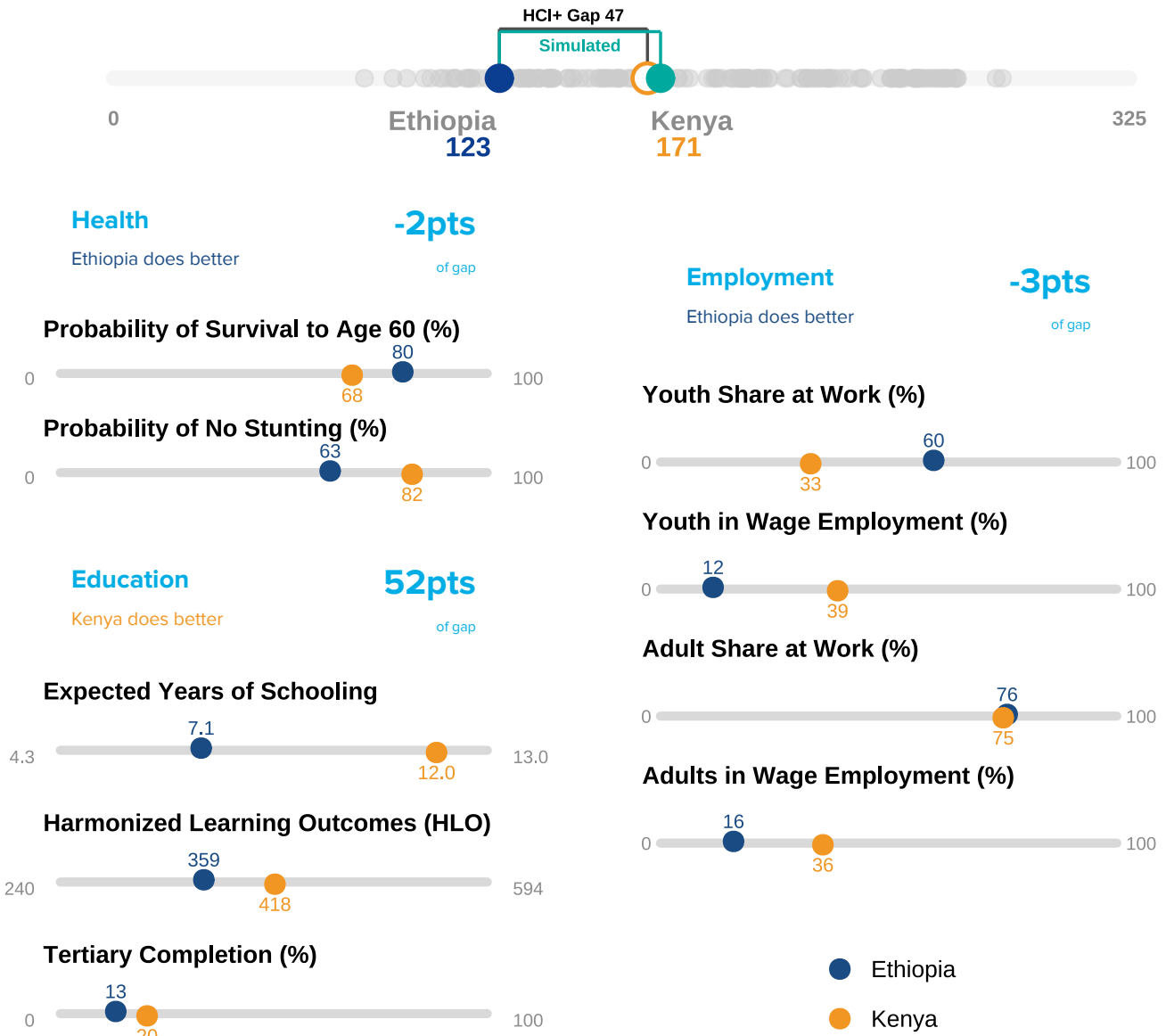
The HCI+ score for the **Employment pillar is 29**, about the same as the **regional average of 29**.

Note: Data should be interpreted with caution, given the country’s classification by the World Bank as a conflict-affected situation.




### What indicators are responsible for Ethiopia’s HCI+ gap with Kenya?

Ethiopia’s HCI+ score (123) is lower than Kenya’s (171). The indicators that account for the largest share of the HCI+ gap between Ethiopia and Kenya are **expected years of schooling, Harmonized Learning Outcomes (HLO), and tertiary completion**. Raising these indicators to Kenya’s levels would increase Ethiopia’s score to 175, boosting future income by approximately 52%.



### What is Ethiopia’s HCI+ gender gap?

The HCI+ score for **women in Ethiopia is 111** compared to **135 for men**. The 24-point gap indicates that women’s earning potential will be 24% lower than men’s due to differences in the human capital acquired by men and women in Ethiopia.



Note: All values are derived from internationally comparable public datasets.

