



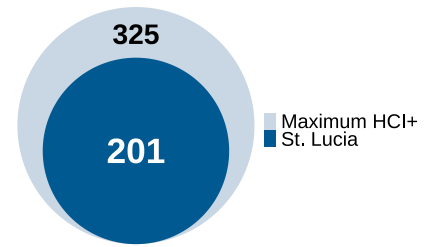
ST. LUCIA

Region: Latin America & Caribbean
Income Category: Upper-middle Income

Human capital - people’s knowledge, skills, and health - drives productivity and growth. The Human Capital Index Plus (HCI+) measures the human capital a child born today can expect to accumulate over their working life, extending the original HCI by incorporating tertiary education and work experience. This brief summarizes **St. Lucia’s** HCI+ score and its performance in building human capital.

What is St. Lucia’s HCI+ and what does it mean?

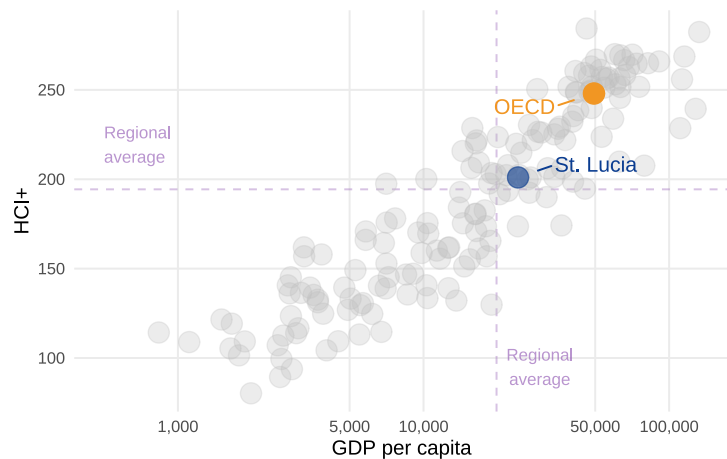
St. Lucia’s HCI+ score is 201 (out of a maximum of 325), reflecting its investments in health, education, and employment. A 10-point increase in the index would translate into approximately 10 percent higher future income. Closing the current gaps in these areas relative to high-performing countries with similar GDP per capita would boost future income by 61%.



How does St. Lucia’s HCI+ compare to other countries?

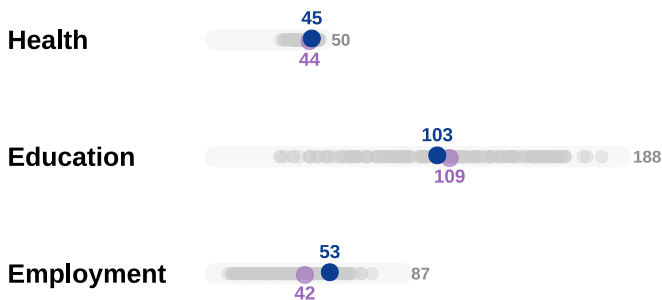
St. Lucia’s HCI+ is higher than the average for the **Latin America & Caribbean region (194)** and lower than the average for **upper-middle-income countries (204)**.

St. Lucia’s HCI+ score is also **47 points lower than the OECD average.**



What explains St. Lucia’s HCI+?

The HCI+ has three components corresponding to health, education, and employment.



The HCI+ score for the **Health pillar is 45**, slightly higher than the **regional average of 44**.

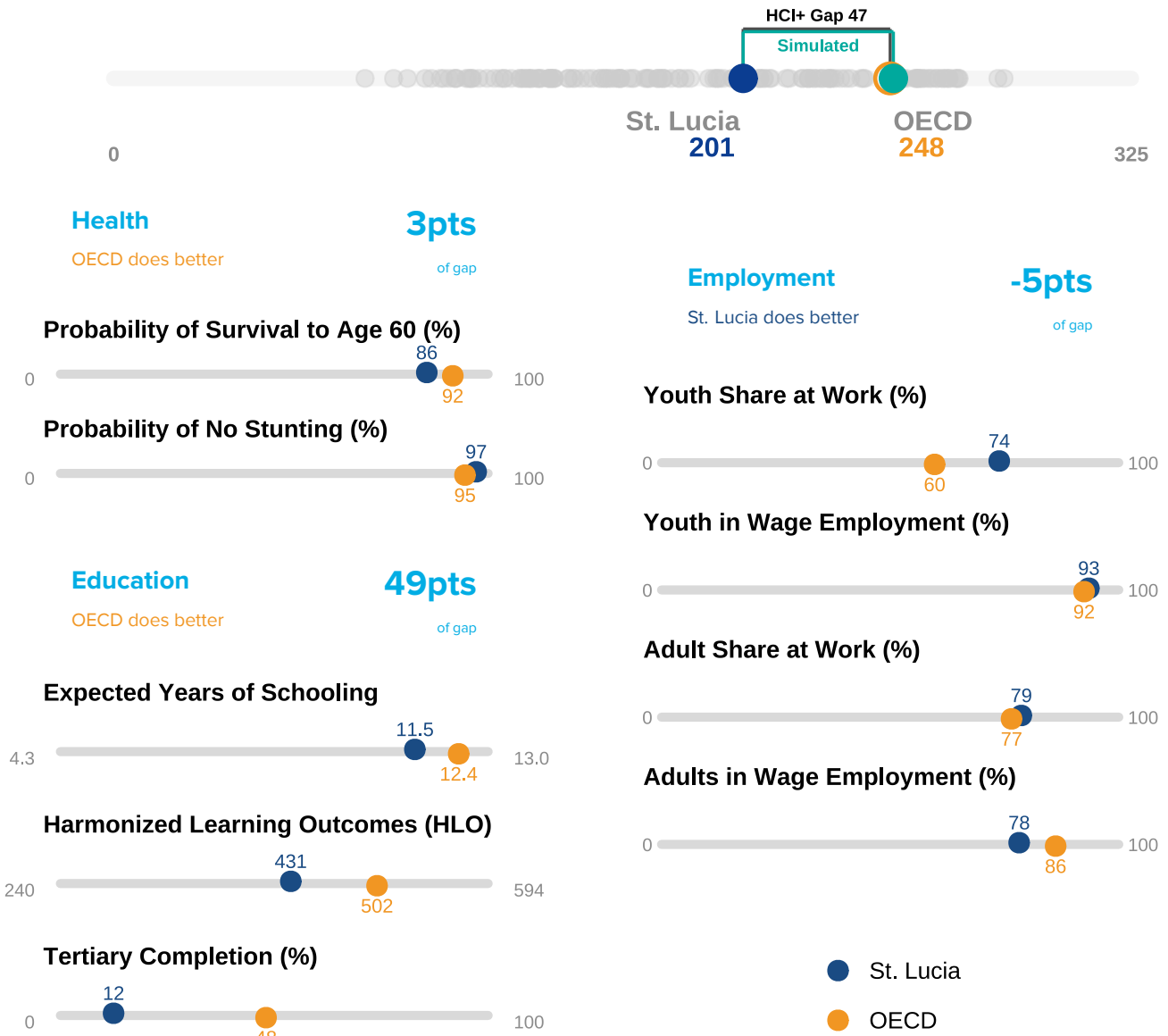
The HCI+ score for the **Education pillar is 103**, lower than the **regional average of 109**.

The HCI+ score for the **Employment pillar is 53**, higher than the **regional average of 42**.




What indicators are responsible for St. Lucia’s HCI+ gap with OECD?

St. Lucia’s HCI+ score (201) is lower than the OECD average (248). The indicators that account for the largest share of the HCI+ gap between St. Lucia and the OECD are tertiary completion, Harmonized Learning Outcomes (HLO), and expected years of schooling. Raising these indicators to OECD levels would increase St. Lucia’s score to 249, boosting future income by approximately 48.4%.



What is St. Lucia’s HCI+ gender gap?

The HCI+ score for women in St. Lucia is 204 compared to 197 for men. The 7-point gap indicates that women’s earning potential will be 7% higher than men’s due to differences in the human capital acquired by men and women in St. Lucia.



Note: All values are derived from internationally comparable public datasets.

