



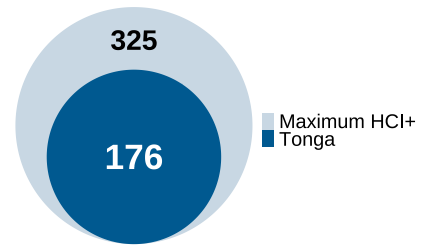
TONGA

Region: East Asia & Pacific
Income Category: Upper-middle Income

Human capital - people’s knowledge, skills, and health - drives productivity and growth. The Human Capital Index Plus (HCI+) measures the human capital a child born today can expect to accumulate over their working life, extending the original HCI by incorporating tertiary education and work experience. This brief summarizes **Tonga’s** HCI+ score and its performance in building human capital.

What is Tonga’s HCI+ and what does it mean?

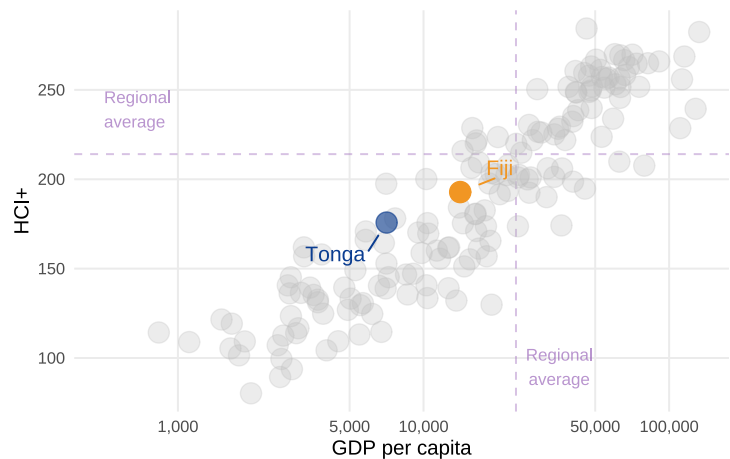
Tonga’s HCI+ score is **176** (out of a maximum of **325**), reflecting its investments in **health, education, and employment**. A 10-point increase in the index would translate into approximately 10 percent higher future income. Closing the current gaps in these areas relative to high-performing countries with similar GDP per capita would boost future income by 24%.



How does Tonga’s HCI+ compare to other countries?

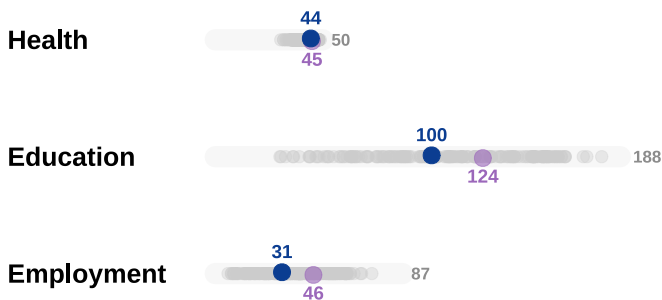
Tonga’s HCI+ is lower than the average for the **East Asia & Pacific region (215)** and lower than the average for **upper-middle-income countries (204)**.

Tonga’s HCI+ score is also **17 points lower than Fiji’s**.



What explains Tonga’s HCI+?

The HCI+ has three components corresponding to health, education, and employment.



The HCI+ score for the **Health pillar is 44**, about the same as the **regional average of 45**.

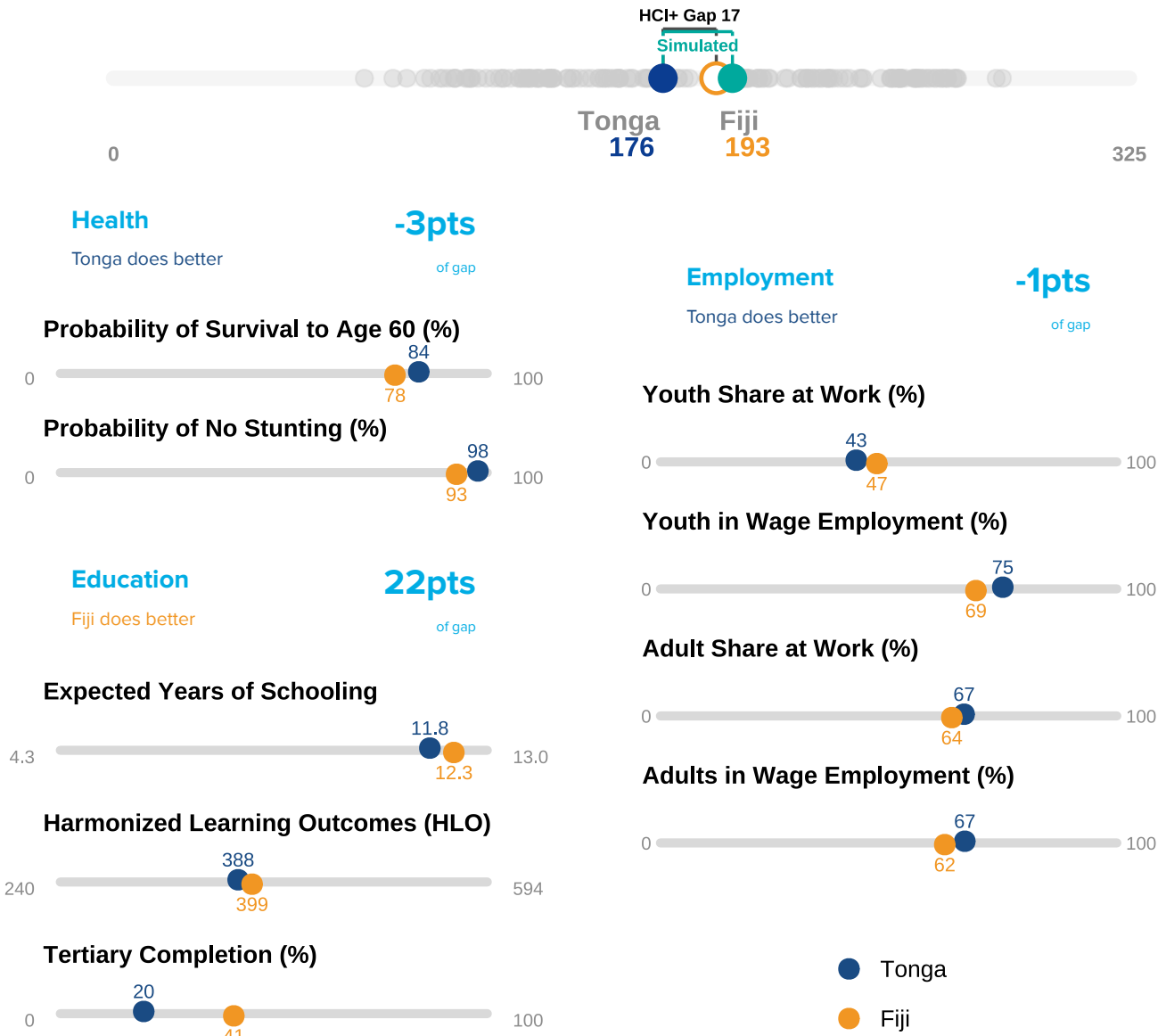
The HCI+ score for the **Education pillar is 100**, lower than the **regional average of 124**.

The HCI+ score for the **Employment pillar is 31**, lower than the **regional average of 46**.



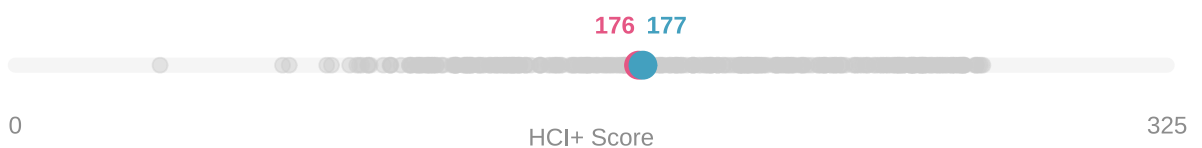
What indicators are responsible for Tonga’s HCI+ gap with Fiji?

Tonga’s HCI+ score (176) is lower than Fiji’s (193). The indicators that account for the largest share of the HCI+ gap between Tonga and Fiji are **tertiary completion, expected years of schooling, and Harmonized Learning Outcomes (HLO)**. Raising these indicators to Fiji’s levels would increase Tonga’s score to **198**, boosting future income by approximately 21.7%.



What is Tonga’s HCI+ gender gap?

The HCI+ score for **women in Tonga is 176** compared to **177 for men**. The 1-point gap indicates that women’s earning potential will be 1% lower than men’s due to differences in the human capital acquired by men and women in Tonga.



Note: All values are derived from internationally comparable public datasets.

